

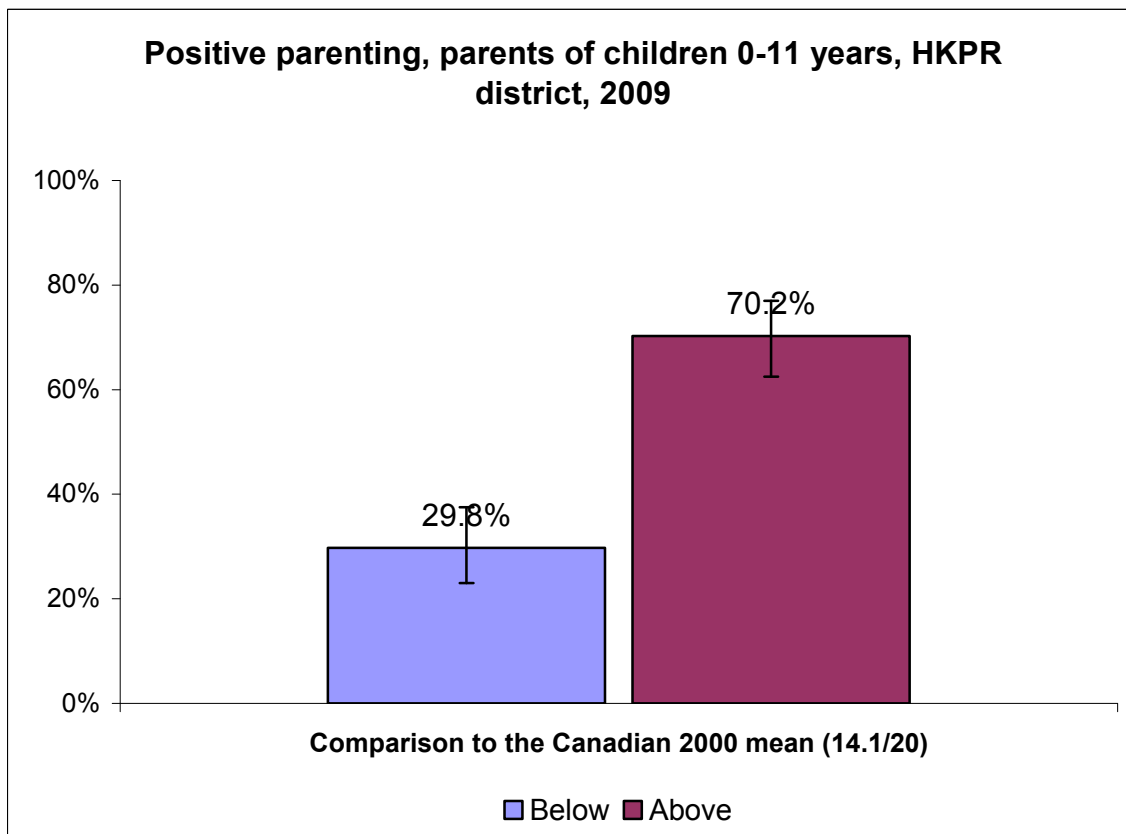
Positive parent-child interaction, parents (18+) of children 0-11 in the HKPR district compared to the Canadian average, RRFSS, January – December 2009

Table 1: Positive parent-child interaction in HKPR district compared to Canadian average

Positive parent-child interaction compared to Canadian average	Proportion	95% lower confidence limit	95% upper confidence limit
Below	29.8%	23.0%	37.5%
Above	70.2%	62.5%	77.0%

Sample size: 169

Figure 1: Positive parent-child interaction in HKPR district compared to Canadian average



Interpretation:

29.8% (+/-8%) of parents (18+) of children 0-11 in HKPR district are below the Canadian average for positive parenting.

70.2% (+/-7%) of parents (18+) of children 0-11 in HKPR district are above the Canadian average for positive parenting.

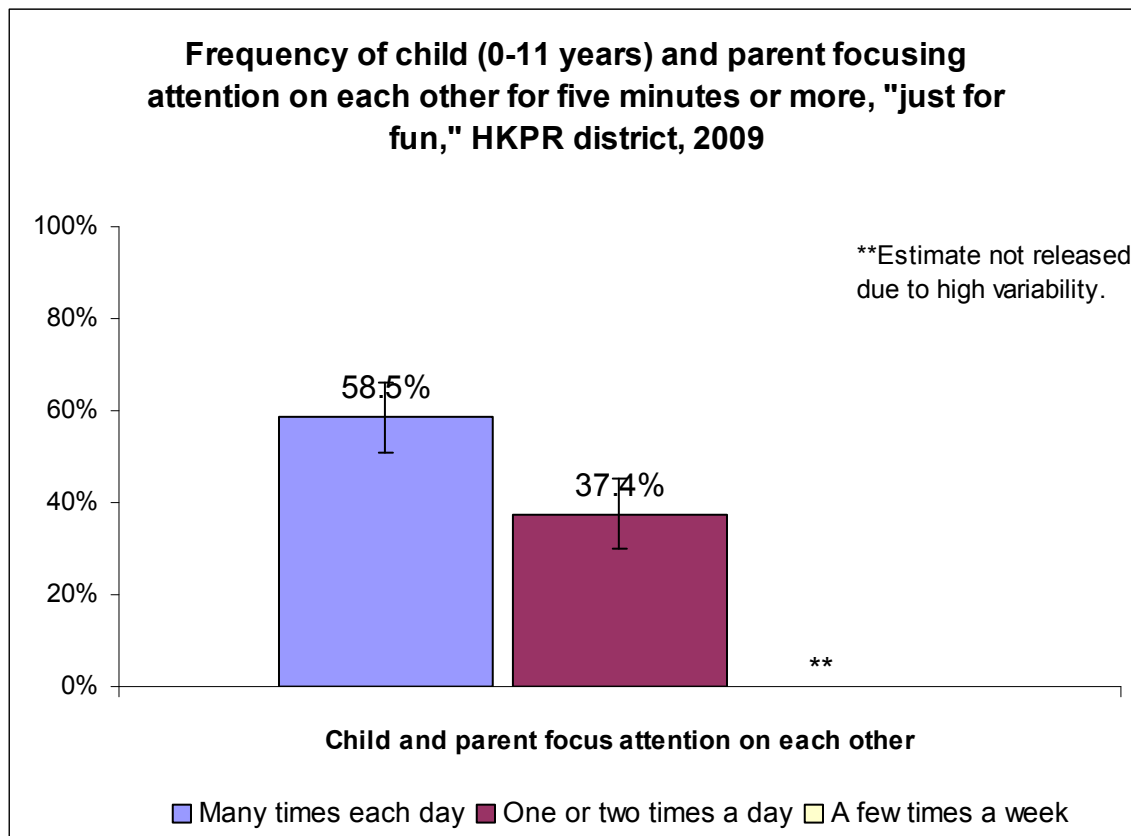
Frequency of child (0-11 years) and parent (18+) focusing attention on each other for five minutes or more, “just for fun,” HKPR district, RRFSS, January – December 2009

Table 2: Frequency of child (0-11 years) and parent focusing attention on each other for five minutes or more

Frequency of child and parent focusing attention on each other for five minutes or more	Proportion	95% lower confidence limit	95% upper confidence limit
Many times each day	58.5%	50.7%	65.9%
One or two times a day	37.4%	30.2%	45.1%
A few times a week	**	2.0%	8.4%

Sample size: 171

Figure 2: Frequency of child (0-11 years) and parent focusing attention on each other for five minutes or more



Interpretation:

58.5% (+/-7%) of parents (18+) of children 0-11 report that they focus attention on each other five minutes or more “just for fun” many times each day.

37.4% (+/-8%) of parents (18+) of children 0-11 report that they focus attention on each other five minutes or more “just for fun” one or two times a day.

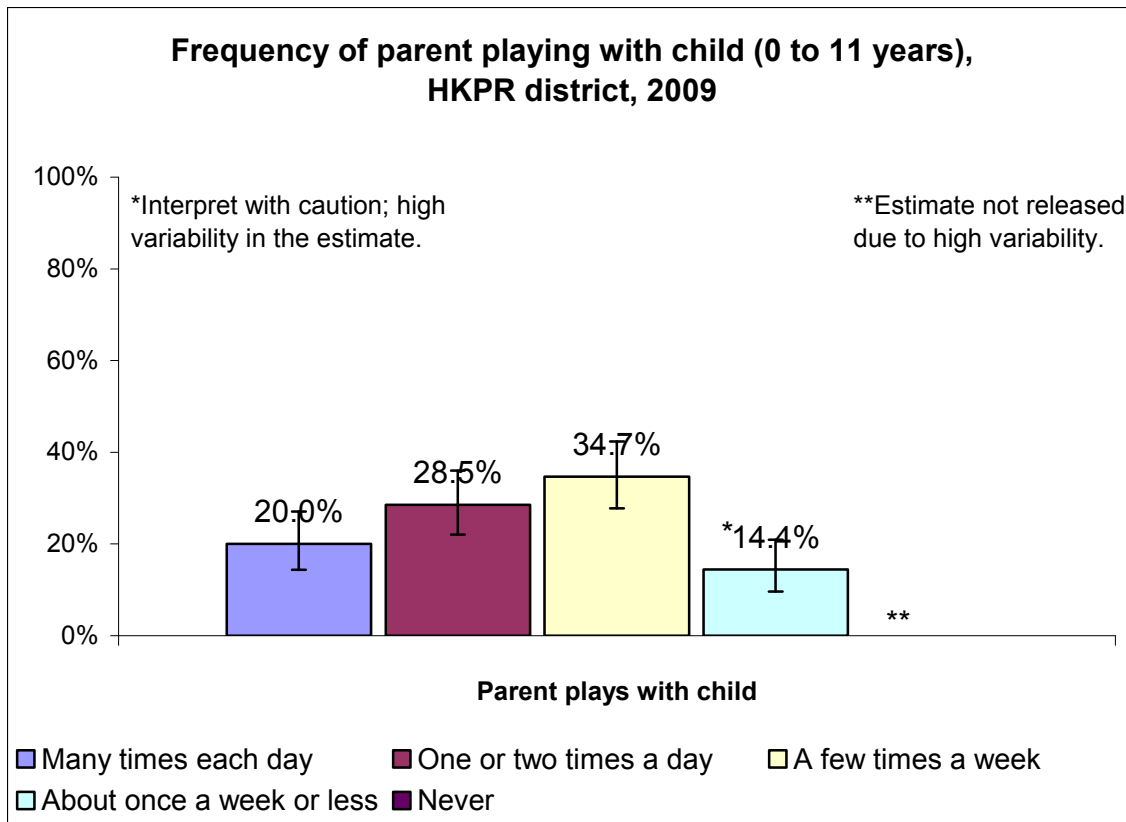
Frequency of parent (18+) playing with child (0-11 years), HKPR district, RRFSS, January – December 2009

Table 3: Frequency of parent playing with child (0-11 years)

Frequency of parents playing with child	Proportion	95% lower confidence limit	95% upper confidence limit
Many times each day	20.0%	14.4%	27.1%
One or two times a day	28.5%	22.1%	36.0%
A few times a week	34.7%	27.8%	42.3%
About once a week or less	*14.4%	9.7%	21.0%
Never	**	.8%	6.5%

Sample size: 171

Figure 3: Frequency of parent playing with child (0-11 years)



Interpretation:

20.0% (+/-7%) of parents (18+) report playing with their child (0-11 years) many times each day.
 28.5% (+/-8%) of parents (18+) report playing with their child (0-11 years) one or two times a day.
 34.7% (+/-8%) of parents (18+) report playing with their child (0-11 years) a few times a week.
 *14.4% (+/-7%) of parents (18+) report playing with their child (0-11 years) about once a week or less.

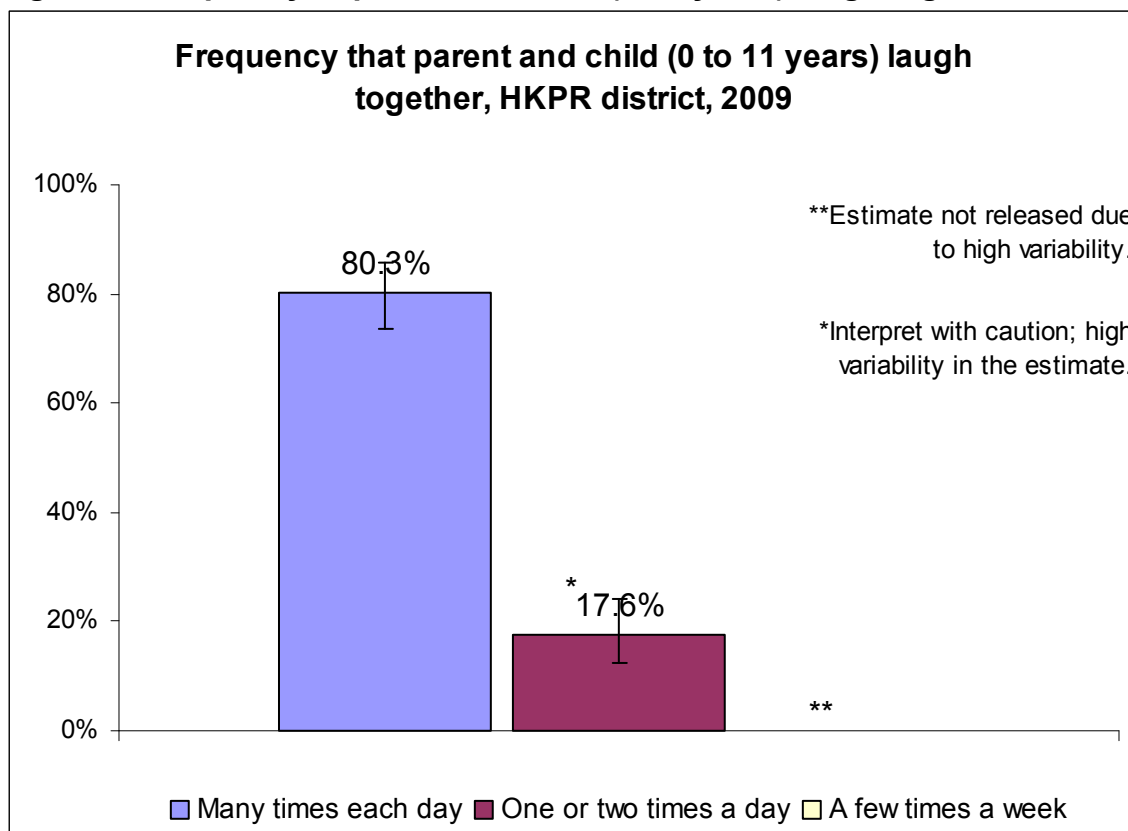
Frequency that parent (18+) and child (0-11 years) laugh together, HKPR district, RRFSS, January – December 2009

Table 4: Frequency that parent and child (0-11 years) laugh together

Frequency that parent and child laugh together	Proportion	95% lower confidence limit	95% upper confidence limit
Many times each day	80.3%	73.5%	85.7%
One or two times a day	*17.6%	12.6%	24.2%
A few times a week	**	**	**

Sample size: 171

Figure 4: Frequency of parent and child (0-11 years) laugh together



Interpretation:

80.3% (+/-5%) of parents (18+) report laughing with their child (0-11 years) many times each day.

*17.6% (+/-7%) of parents (18+) report laughing with their child (0-11 years) one or two times a day.

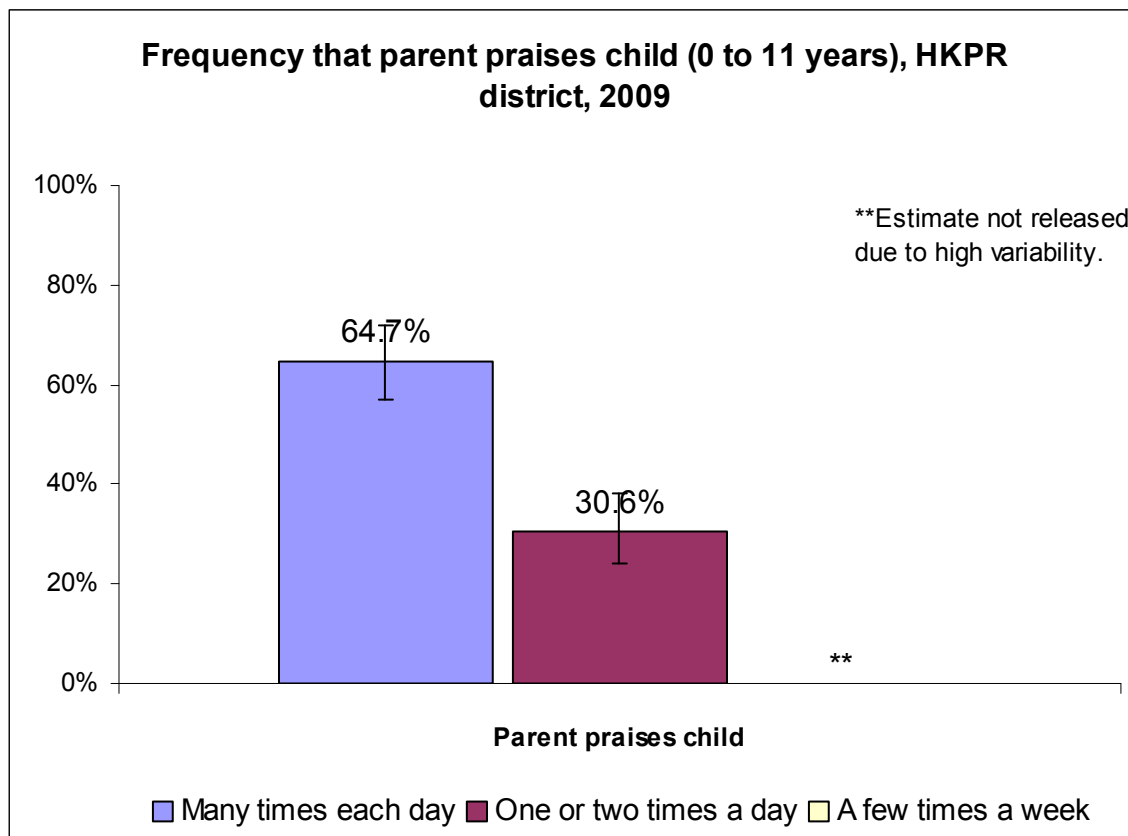
Frequency that parent (18+) praises child (0-11 years), HKPR district, RRFSS, January – December 2009

Table 5: Frequency that parent praises child (0-11 years)

Frequency that parent praises child	Proportion	95% lower confidence limit	95% upper confidence limit
Many times each day	64.7%	57.0%	71.7%
One or two times a day	30.6%	24.0%	38.1%
A few times a week	**	**	**

Sample size: 171

Figure 5: Frequency that parent praises child (0-11 years)



Interpretation:

64.7% (+/-7%) of parents (18+) report praising their child (0-11 years) many times each day. 30.6% (+/-8%) of parents (18+) report praising their child (0-11 years) one or two times a day.

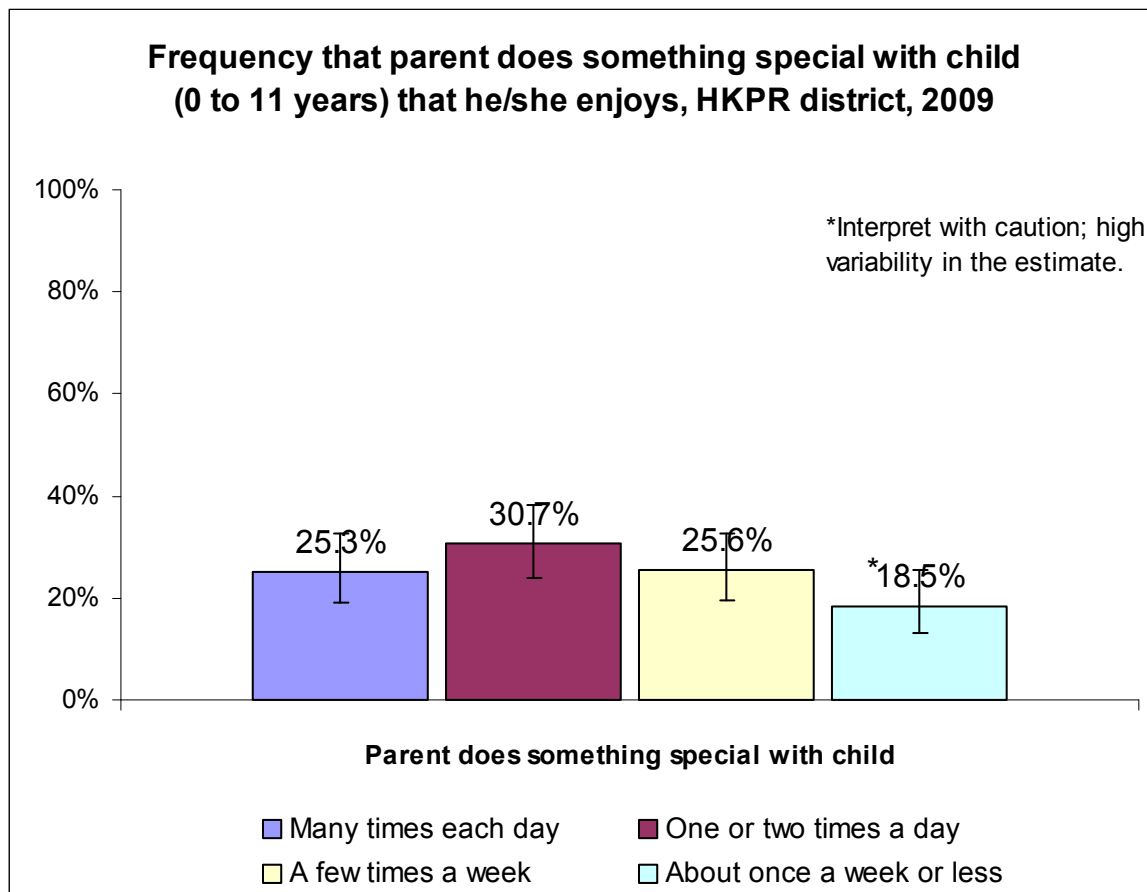
Frequency that parent (18+) does something special with child (0-11 years), HKPR district, RRFSS, January – December 2009

Table 6: Frequency that parent does something special with child (0-11 years)

Frequency that parent does something special with child	Proportion	95% lower confidence limit	95% upper confidence limit
Many times each day	25.3%	19.0%	32.8%
One or two times a day	30.7%	24.0%	38.3%
A few times a week	25.6%	19.5%	32.8%
About once a week or less	*18.5%	13.0%	25.6%

Sample size: 169

Figure 6: Frequency that parent does something special with child (0-11 years)



Interpretation:

25.3% (+/-8%) of parents (18+) report doing something special with their child (0-11 years) many times each day.

30.7% (+/-8%) of parents (18+) report doing something special with their child (0-11 years) one or two times a day.

25.6% (+/-7%) of parents (18+) report doing something special with their child (0-11 years) a few times a week.

*18.5% (+/-7%) of parents (18+) report doing something special with their child (0-11 years) about once a week or less.

Data Limitations:

1. Questions are only asked of adult residents aged 18+.
2. The telephone survey is only conducted in English.
3. Results are based on self-reported behaviours.
4. (*) indicates that results are based on small sample size; thus, estimates have high variability.

Data Notes:

1. Missing responses are not included in the analysis.
2. 'Don't Know' and 'Refused' responses are analyzed according to RRFSS Analysis Guidelines.
3. The 95% confidence limits are the range of variability for a population estimate. There is a 95% probability that the **true** estimate is within that range.
4. Release criteria of the data are according to RRFSS Analysis Guidelines.
* Interpret with caution; high variability in the estimate.
** Data not released.
5. Parent-child interaction scores were generated from the response to the following questions:
 - a) How often do you praise [Child's Name], by saying something like: "Good for you!" or "What a nice thing you did!" or "That's good going!"?
 - b) How often do you and [Child's Name] talk or play with each other, focusing attention on each other for five minutes or more, just for fun?
 - c) How often do you and [Child's Name] talk or play with each other?
 - d) How often do you do something special with [Child's Name] that he/she enjoys?
 - e) How often do you play games with [Child's Name] (age<2) OR How often do you play sports, hobbies, or games with [Child's Name] (age 2+)?

The response options were: *never*; *about once a week or less*; *a few times a week*; *one or two times a day*; and *many times each day*. Responses were scored from 0 for never to 4 for many times each day. Possible total scores ranged from 0 to 20.

Parent-child interaction scores for children aged 0 to 11 years living in HKPR district were compared to the Canadian average score for this age group obtained from the National Longitudinal Study of Children and Youth, 2000. HKPR district children with scores above the Canadian average were considered to be experiencing positive parent-child interaction.