

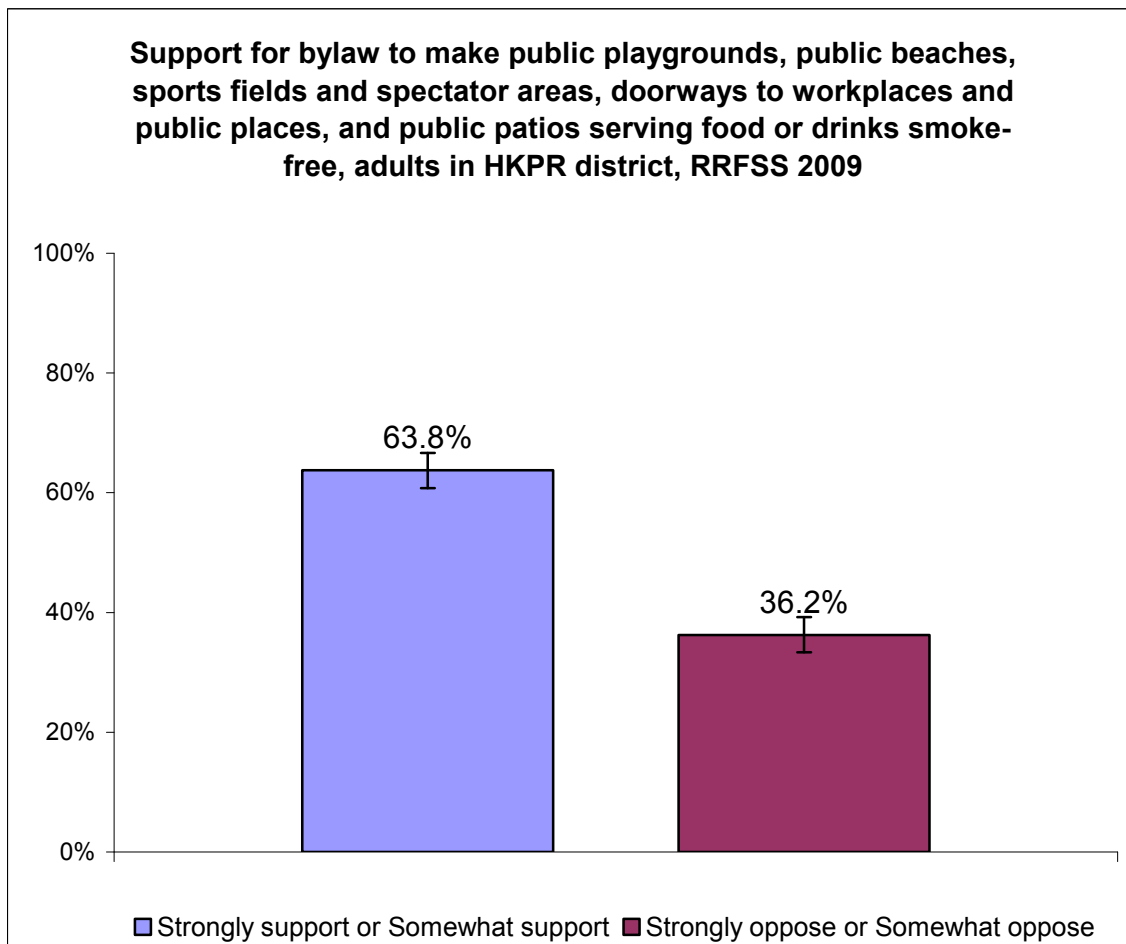
Proportion of adults (18+) that support bylaw to make public playgrounds, public beaches, sports fields and spectator areas, doorways to workplaces and public places, and public patios serving food or drinks smoke-free, HKPR district, RRFSS, January – December 2009

Table 1: Support for smoke-free bylaw

Support for bylaw	Proportion	95% lower confidence limit	95% upper confidence limit
Strongly support or somewhat support	63.8%	60.8%	66.6%
Strongly oppose or somewhat oppose	36.2%	33.4%	39.2%

Sample size: 1193

Figure 1: Support for smoke-free bylaw



Interpretation:

63.8% (+/-3%) of adults (18+) strongly support or somewhat support a bylaw to make public playgrounds, public beaches, sports fields and spectator areas, doorways to workplaces and public places, and public patios serving food or drinks smoke-free.

36.2% (+/-3%) of adults (18+) strongly oppose or somewhat oppose a bylaw to make public playgrounds, public beaches, sports fields and spectator areas, doorways to workplaces and public places, and public patios serving food or drinks smoke-free.

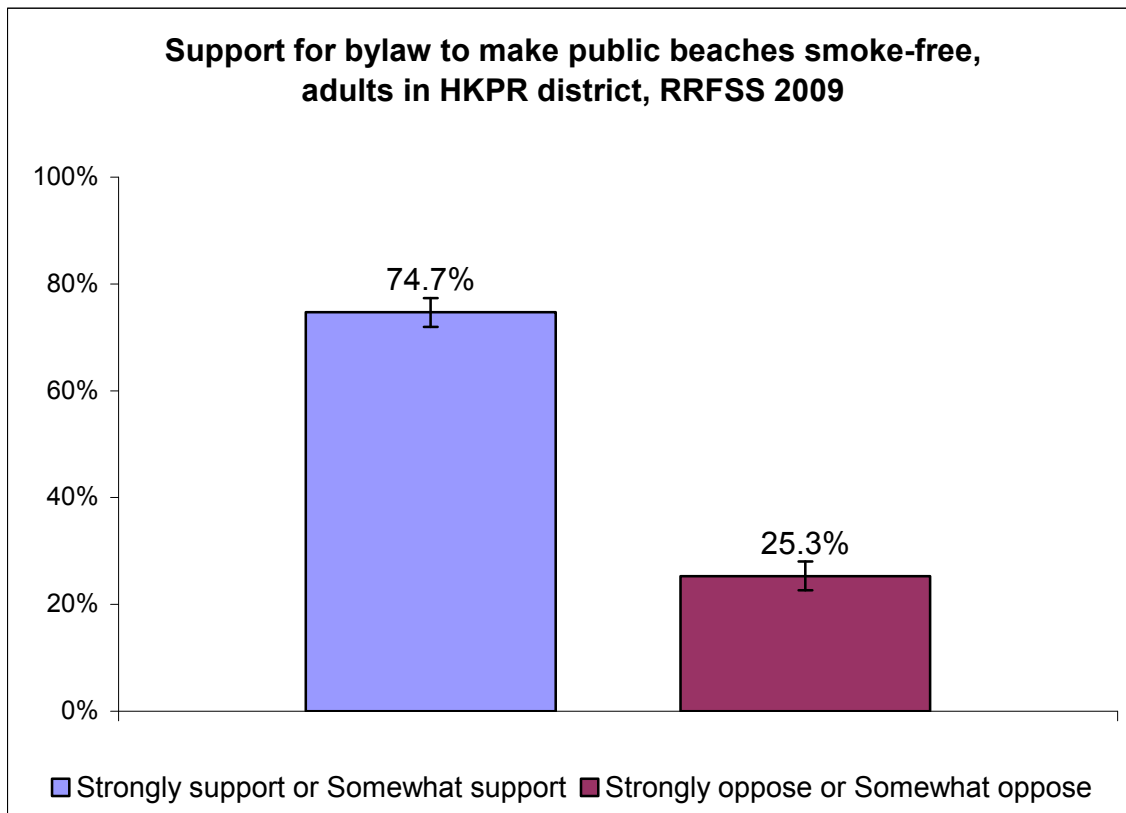
Proportion of adults (18+) that support bylaw to make public beaches smoke-free, HKPR district, RRFSS, January – December 2009

Table 2: Support for bylaw to make public beaches smoke-free

Support for bylaw to make public beaches smoke-free	Proportion	95% lower confidence limit	95% upper confidence limit
Strongly support or somewhat support	74.7%	71.9%	77.3%
Strongly oppose or somewhat oppose	25.3%	22.7%	28.1%

Sample size: 1156

Figure 2: Support for bylaw to make public beaches smoke-free



Interpretation:

74.7% (+/-3%) of adults (18+) strongly support or somewhat support a bylaw to make public beaches smoke-free.

25.3% (+/-3%) of adults (18+) strongly oppose or somewhat oppose a bylaw to make public beaches smoke-free.

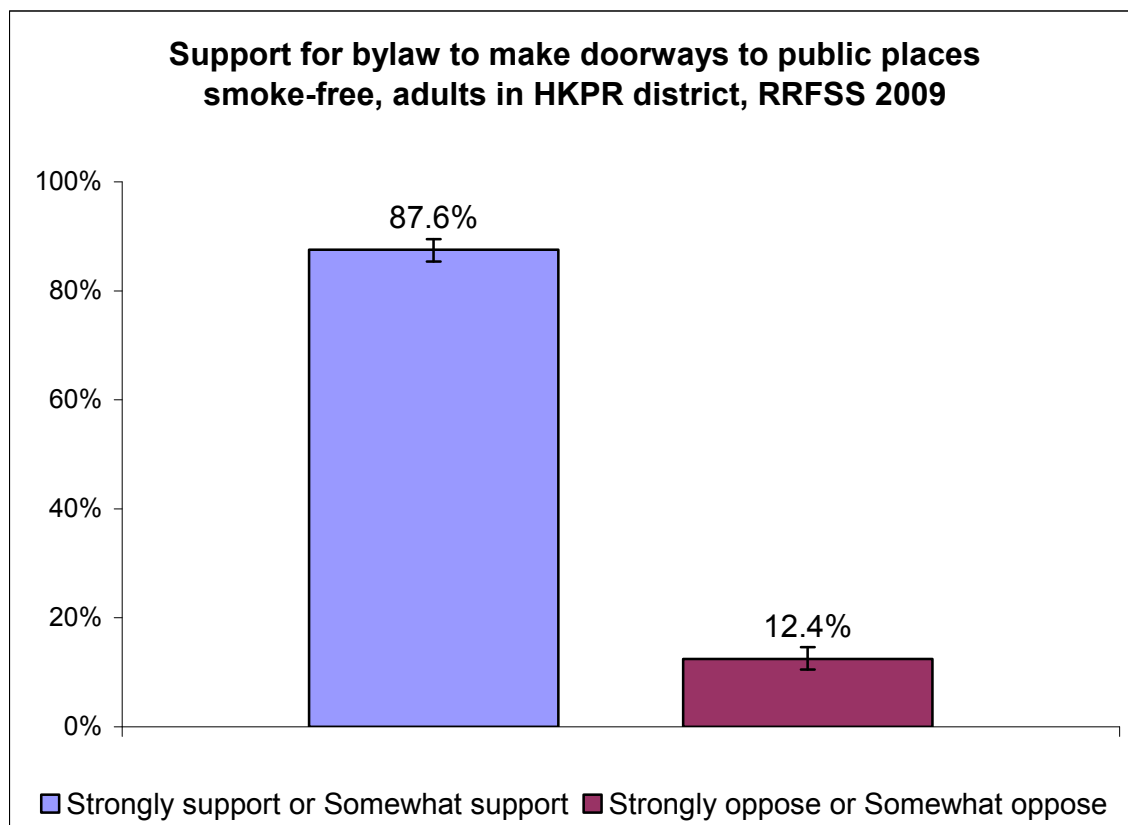
Proportion of adults (18+) that support bylaw to make doorways to public places smoke-free, HKPR district, RRFSS, January – December 2009

Table 3: Support for bylaw to make doorways to public places smoke-free

Support for bylaw to make doorways to public places smoke-free	Proportion	95% lower confidence limit	95% upper confidence limit
Strongly support or somewhat support	87.6%	85.4%	89.5%
Strongly oppose or somewhat oppose	12.4%	10.5%	14.6%

Sample size: 1175

Figure 3: Support for bylaw to make doorways to public places smoke-free



Interpretation:

87.6% (+/-2%) of adults (18+) strongly support or somewhat support a bylaw to make doorways to public places smoke-free.

12.4% (+/-2%) of adults (18+) strongly oppose or somewhat oppose a bylaw to make doorways to public places smoke-free.

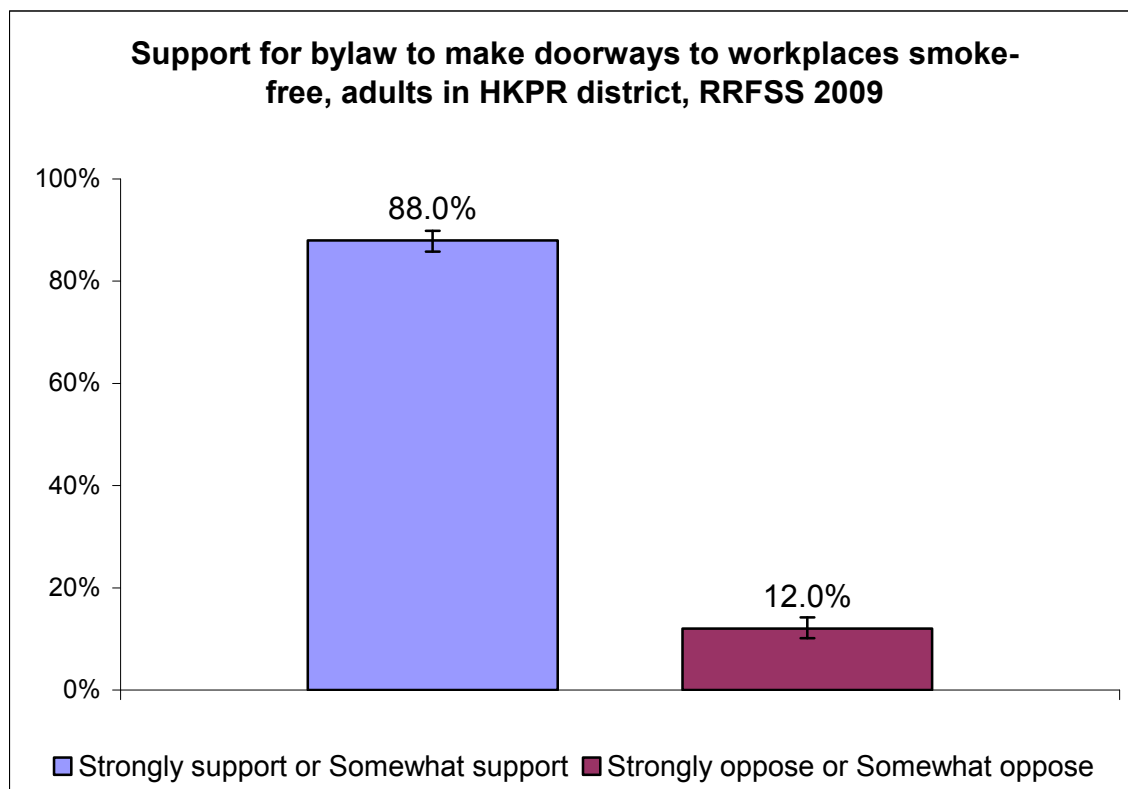
Proportion of adults (18+) that support bylaw to make doorways to workplaces smoke-free, HKPR district, RRFSS, January – December 2009

Table 4: Support for bylaw to make doorways to workplaces smoke-free

Support for bylaw to make doorways to workplaces smoke-free	Proportion	95% lower confidence limit	95% upper confidence limit
Strongly support or somewhat support	88.0%	85.8%	89.8%
Strongly oppose or somewhat oppose	12.0%	10.2%	14.2%

Sample size: 1162

Figure 4: Support for bylaw to make doorways to workplaces smoke-free



Interpretation:

88.0% (+/-2%) of adults (18+) strongly support or somewhat support a bylaw to make doorways to workplaces smoke-free.

12.0% (+/-2%) of adults (18+) strongly oppose or somewhat oppose a bylaw to make doorways to workplaces smoke-free.

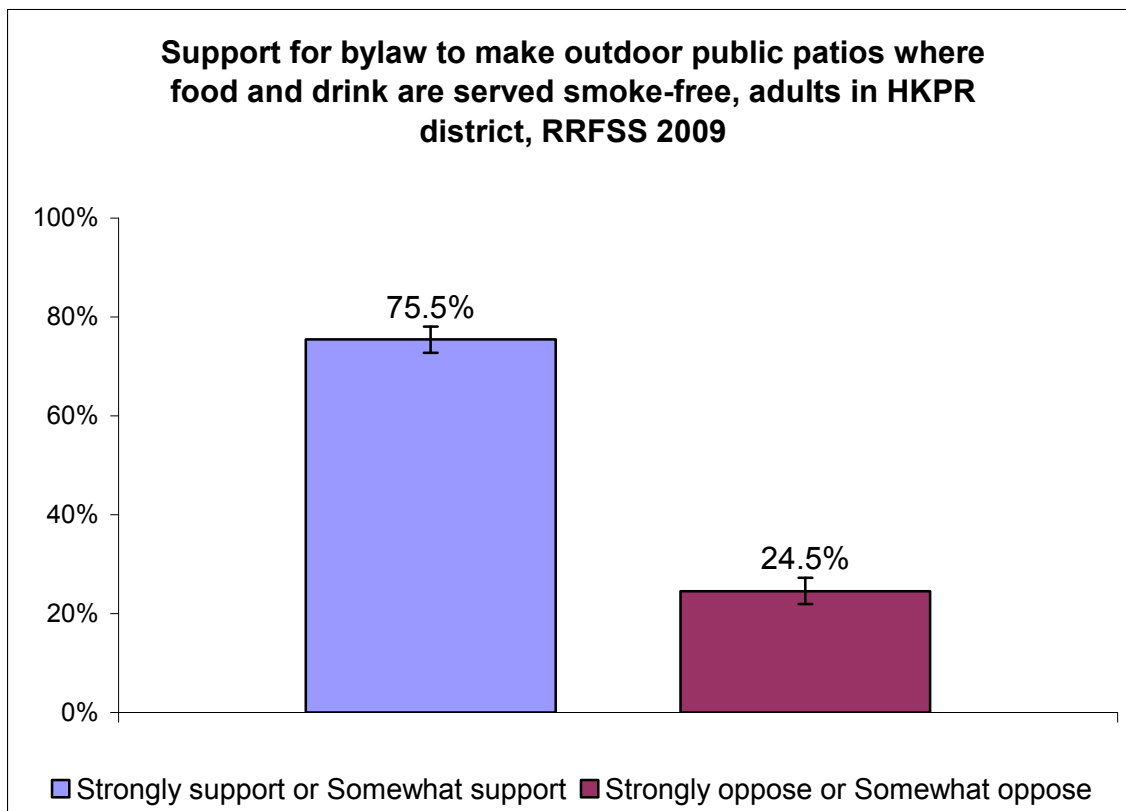
Proportion of adults (18+) that support bylaw to make outdoor public patios where food and drink are served smoke-free, HKPR district, RRFSS, January – December 2009

Table 5: Support for bylaw to make outdoor public patios smoke-free

Support for bylaw to make outdoor public patios where food and drink are served smoke-free	Proportion	95% lower confidence limit	95% upper confidence limit
Strongly support or somewhat support	75.5%	72.7%	78.1%
Strongly oppose or somewhat oppose	24.5%	21.9%	27.3%

Sample size: 1166

Figure 5: Support for bylaw to make outdoor public patios smoke-free



Interpretation:

75.5% (+/-3%) of adults (18+) strongly support or somewhat support a bylaw to make outdoor public patios where food and drink are served smoke-free.

24.5% (+/-3%) of adults (18+) strongly oppose or somewhat oppose a bylaw to make outdoor public patios where food and drink are served smoke-free.

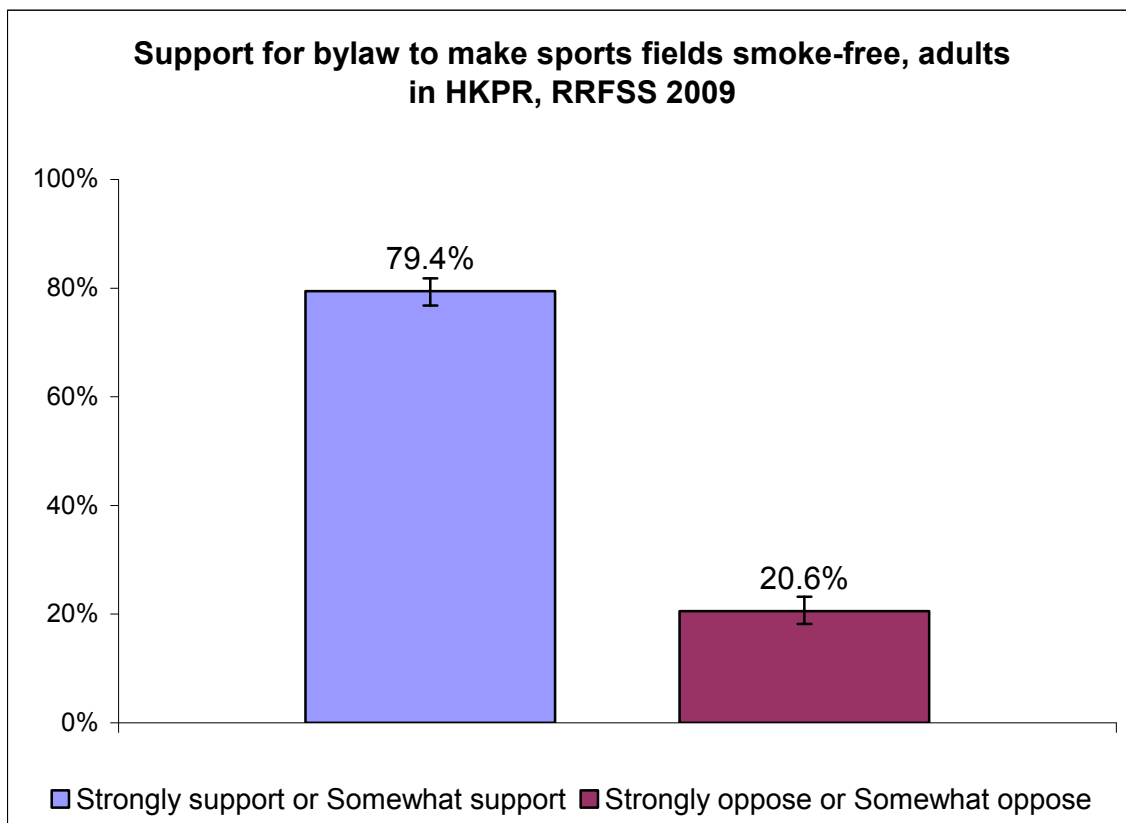
Proportion of adults (18+) that support bylaw to make sports fields smoke-free, HKPR district, RRFSS, January – December 2009

Table 6: Support for bylaw to make sports fields smoke-free

Support for bylaw to make sports fields smoke-free	Proportion	95% lower confidence limit	95% upper confidence limit
Strongly support or somewhat support	79.4%	76.8%	81.8%
Strongly oppose or somewhat oppose	20.6%	18.2%	23.2%

Sample size: 1167

Figure 6: Support for bylaw to make sports fields smoke-free



Interpretation:

79.4% (+/-2%) of adults (18+) strongly support or somewhat support a bylaw to make sports fields smoke-free.

20.6% (+/-3%) of adults (18+) strongly oppose or somewhat oppose a bylaw to make sports fields smoke-free.

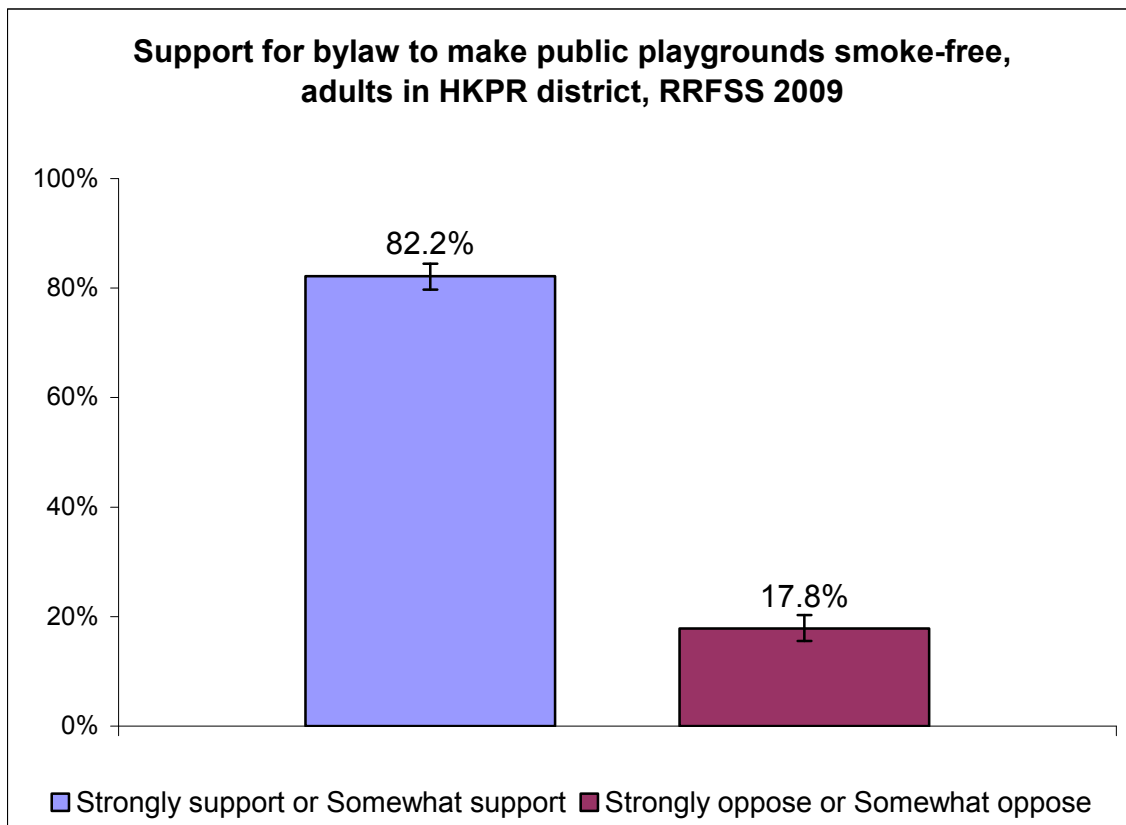
Proportion of adults (18+) that support bylaw to make public playgrounds smoke-free, HKPR district, RRFSS, January – December 2009

Table 7: Support for bylaw to make public playgrounds smoke-free

Support for bylaw to make public playgrounds smoke-free	Proportion	95% lower confidence limit	95% upper confidence limit
Strongly support or somewhat support	82.2%	79.7%	84.4%
Strongly oppose or somewhat oppose	17.8%	15.6%	20.3%

Sample size: 1168

Figure 7: Support for bylaw to make public playgrounds smoke-free



Interpretation:

82.2% (+/-2%) of adults (18+) strongly support or somewhat support a bylaw to make public playgrounds smoke-free.

17.8% (+/-3%) of adults (18+) strongly oppose or somewhat oppose a bylaw to make public playgrounds smoke-free.

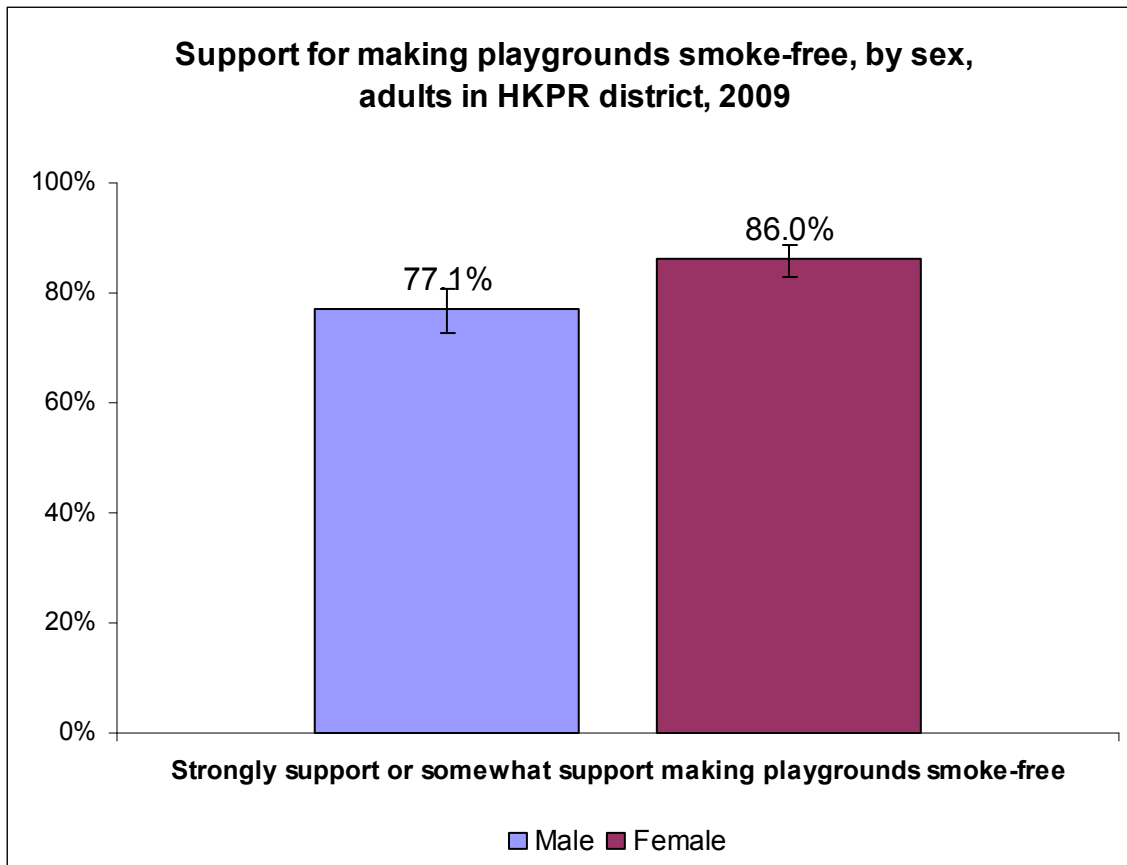
Proportion of adults (18+) that support bylaw to make public playgrounds smoke-free, by sex, HKPR district, RRFSS, January – December 2009

Table 8: Support for bylaw to make public playgrounds smoke-free, by sex

Strongly or somewhat support bylaw to make public playgrounds smoke-free	Proportion	95% lower confidence limit	95% upper confidence limit
Male	77.1%	72.8%	80.9%
Female	86.0%	83.0%	88.6%

Sample size: 1168

Figure 8: Support for bylaw to make public playgrounds smoke-free, by sex



Interpretation:

77.1% (+/-4%) of adult males (18+) strongly support or somewhat support a bylaw to make public playgrounds smoke-free.

86.0% (+/-3%) of adult females (18+) strongly support or somewhat support a bylaw to make public playgrounds smoke-free.

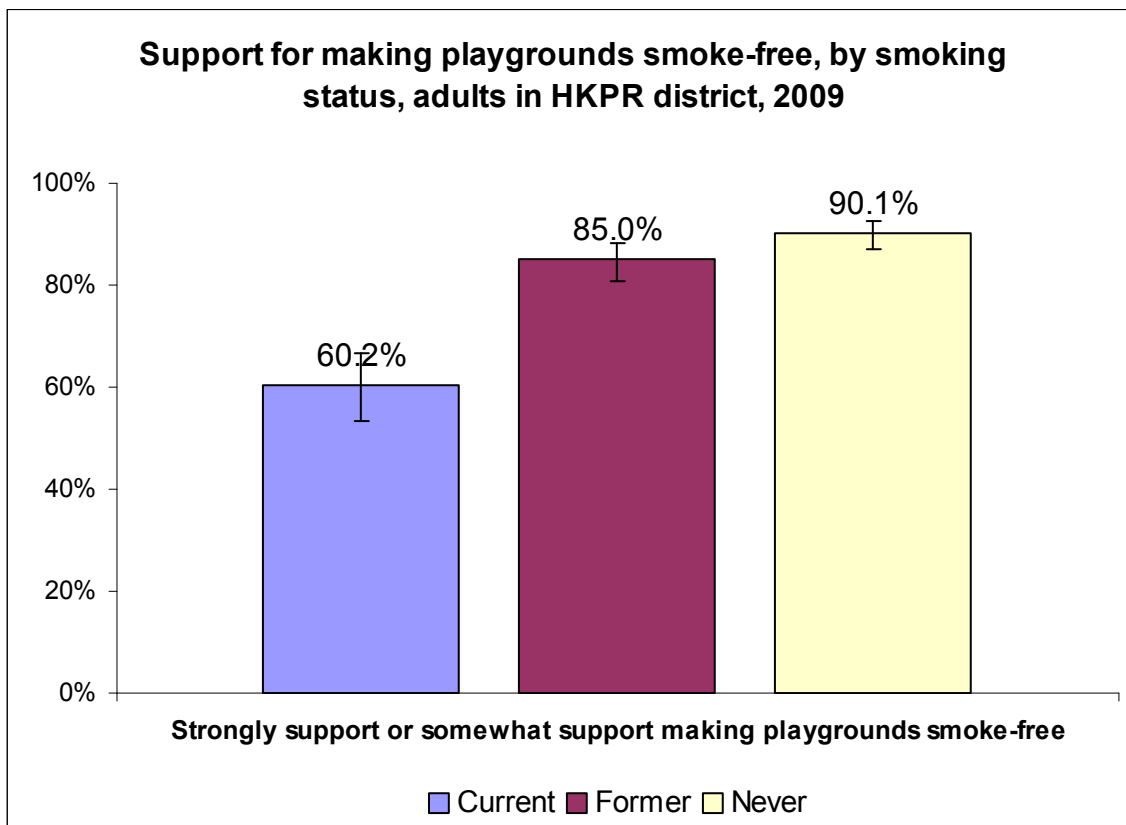
Proportion of adults (18+) that support bylaw to make public playgrounds smoke-free, by smoking status, HKPR district, RRFSS, January – December 2009

Table 9: Support for bylaw to make public playgrounds smoke-free, by smoking status

Strongly or somewhat support bylaw to make public playgrounds smoke-free	Proportion	95% lower confidence limit	95% upper confidence limit
Current smoker	60.2%	53.4%	66.7%
Former smoker	85.0%	80.9%	88.4%
Never smoked	90.1%	86.9%	92.5%

Sample size: 1165

Figure 9: Support for bylaw to make public playgrounds smoke-free, by smoking status



Interpretation:

60.2% (+/-7%) of adults (18+) that currently smoke strongly support or somewhat support a bylaw to make public playgrounds smoke-free.

85.0% (+/-3%) of adults (18+) that are former smokers strongly support or somewhat support making playgrounds smoke-free.

90.1% (+/-2%) of adults (18+) that have never smoked strongly support or somewhat support making playgrounds smoke-free.

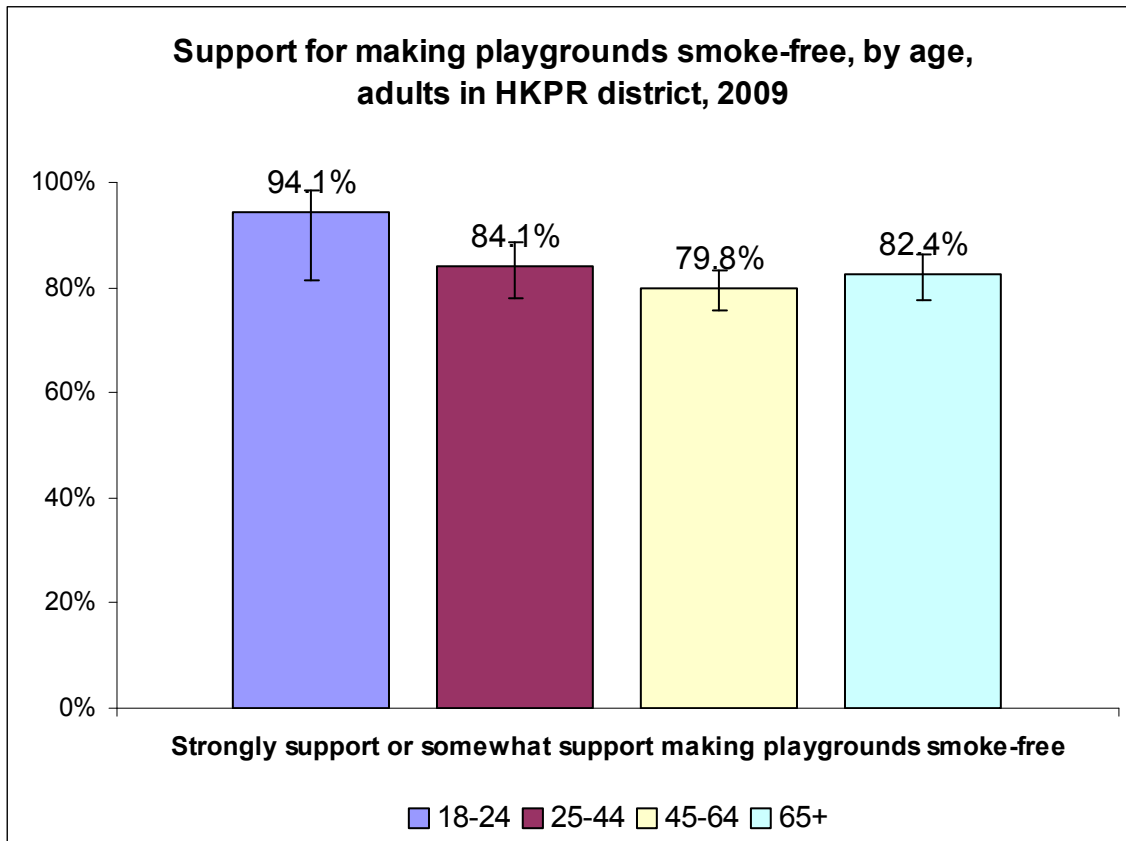
Proportion of adults (18+) that support bylaw to make public playgrounds smoke-free, by age, HKPR district, RRFSS, January – December 2009

Table 10: Support for bylaw to make public playgrounds smoke-free, by age

Strongly or somewhat support bylaw to make public playgrounds smoke-free	Proportion	95% lower confidence limit	95% upper confidence limit
18-24 years	94.1%	81.4%	98.3%
25-44 years	84.1%	78.1%	88.7%
45-64 years	79.8%	75.8%	83.3%
65+ years	82.4%	77.6%	86.3%

Sample size: 1149

Figure 11: Support for bylaw to make public playgrounds smoke-free, by age



Interpretation:

94.1% (+/-4%) of adults 18-24 years of age strongly support or somewhat support a bylaw to make public playgrounds smoke-free.

84.1% (+/-5%) of adults 25-44 years of age strongly support or somewhat support a bylaw to make public playgrounds smoke-free.

79.8% (+/-4%) of adults 45-64 years of age strongly support or somewhat support a bylaw to make public playgrounds smoke-free.

82.4% (+/-4%) of adults 65+ years of age strongly support or somewhat support a bylaw to make public playgrounds smoke-free.

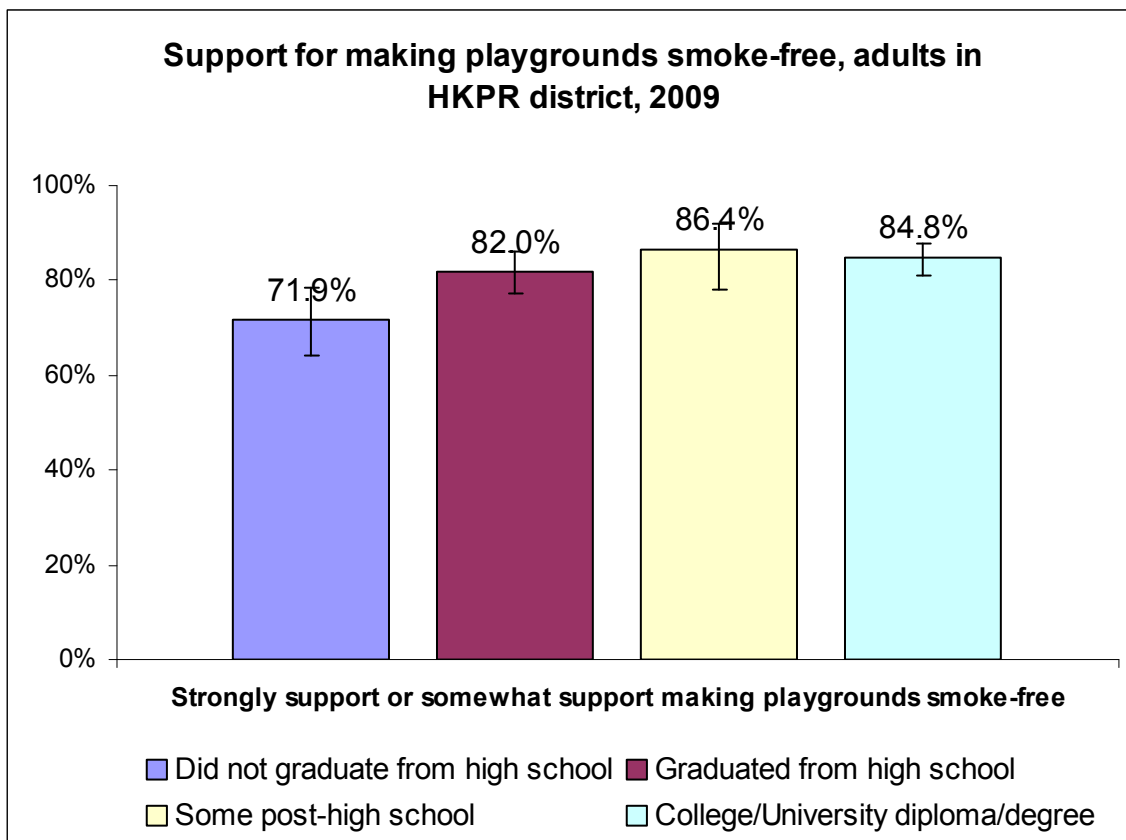
Proportion of adults (18+) who support bylaw to make public playgrounds smoke-free, by education, HKPR district, RRFSS, January – December 2009

Table 11: Support for bylaw to make public playgrounds smoke-free, by education

Strongly or somewhat support bylaw to make public playgrounds smoke-free	Proportion	95% lower confidence limit	95% upper confidence limit
Did not graduate from high school	71.9%	64.2%	78.4%
Graduated from high school	82.0%	77.3%	85.9%
Some post high school	86.4%	78.0%	91.9%
University/College Degree/Diploma	84.8%	81.1%	87.9%

Sample size: 1159

Figure 11: Support for bylaw to make public playgrounds smoke-free, by education



Interpretation:

71.9% (+/-7%) of adults (18+) surveyed who did not graduate from high school strongly support or somewhat support a bylaw to make public playgrounds smoke-free.

82.0% (+/-4%) of adults (18+) surveyed who graduated from high school strongly support or somewhat support making playgrounds smoke-free.

86.4% (+/-6%) of adults (18+) surveyed who have some post-high school education strongly support or somewhat support making playgrounds smoke-free.

84.8% (+/-3%) of adults (18+) surveyed who have university/college degree/diploma strongly support or somewhat support making playgrounds smoke-free.

Data Limitations:

1. Questions are only asked of adult residents aged 18+.
2. The telephone survey is only conducted in English.
3. Results are based on self-reported behaviours.
4. (*) indicates that results are based on small sample size; thus, estimates have high variability.

Data Notes:

1. Missing responses are not included in the analysis.
 2. 'Don't Know' and 'Refused' responses are analyzed according to RRFSS Analysis Guidelines.
 3. The 95% confidence limits are the range of variability for a population estimate. There is a 95% probability that the **true** estimate is within that range.
 4. Release criteria of the data are according to RRFSS Analysis Guidelines.
- * Interpret with caution; high variability in the estimate.
** Data not released.



Haliburton, Kawartha, Pine Ridge District

Health Unit

Epidemiology and Evaluation Services

www.hkpr.on.ca • 1(866)888-4577