

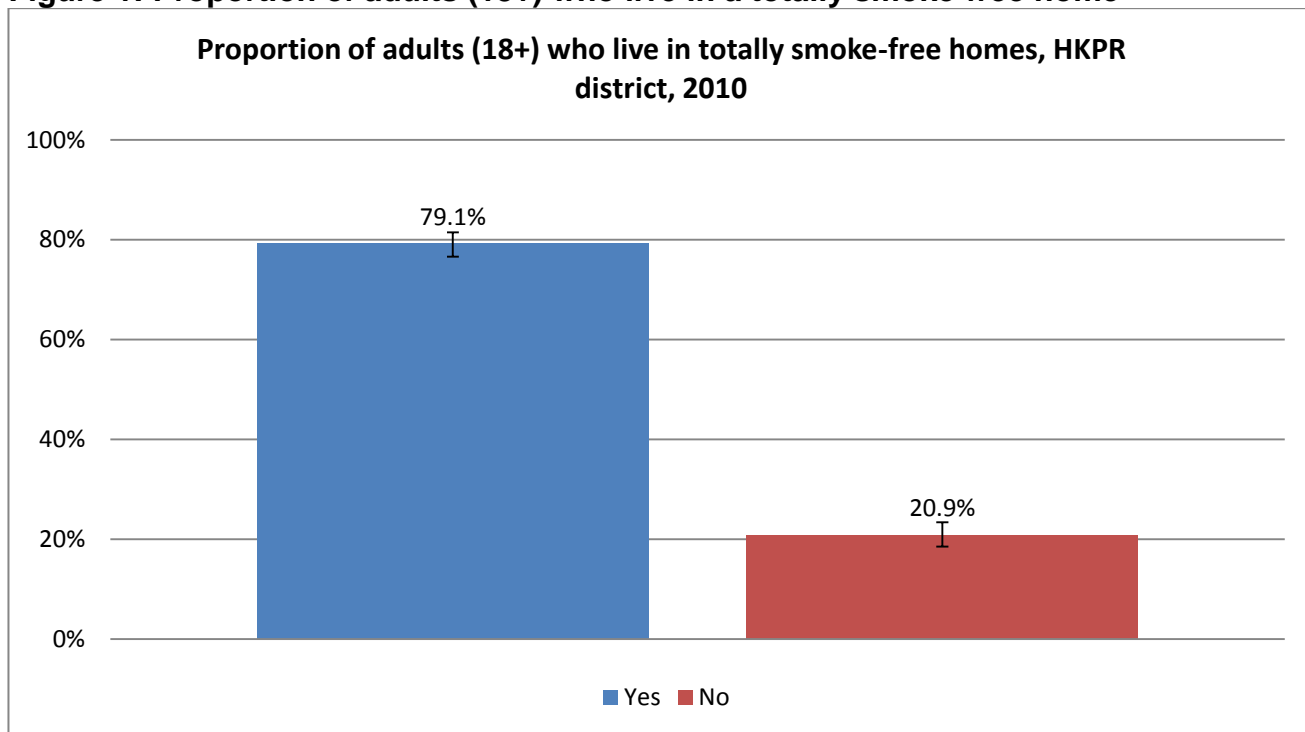
Proportion of adults (18+) who live in a totally smoke-free home, HKPR district, RRFSS, January – December 2010

Table 1: Proportion of adults (18+) who live in a totally smoke-free home

Live in a totally smoke-free home	Proportion	95% lower confidence limit	95% upper confidence limit
Yes	79.1%	76.6%	81.5%
No	20.9%	18.5%	23.4%

Sample size: 1198

Figure 1: Proportion of adults (18+) who live in a totally smoke-free home



Interpretation:

79.1% (+/-2%) of adults (18+) live in a totally smoke-free home.

20.9% (+/-3%) of adults (18+) do not live in a totally smoke-free home.

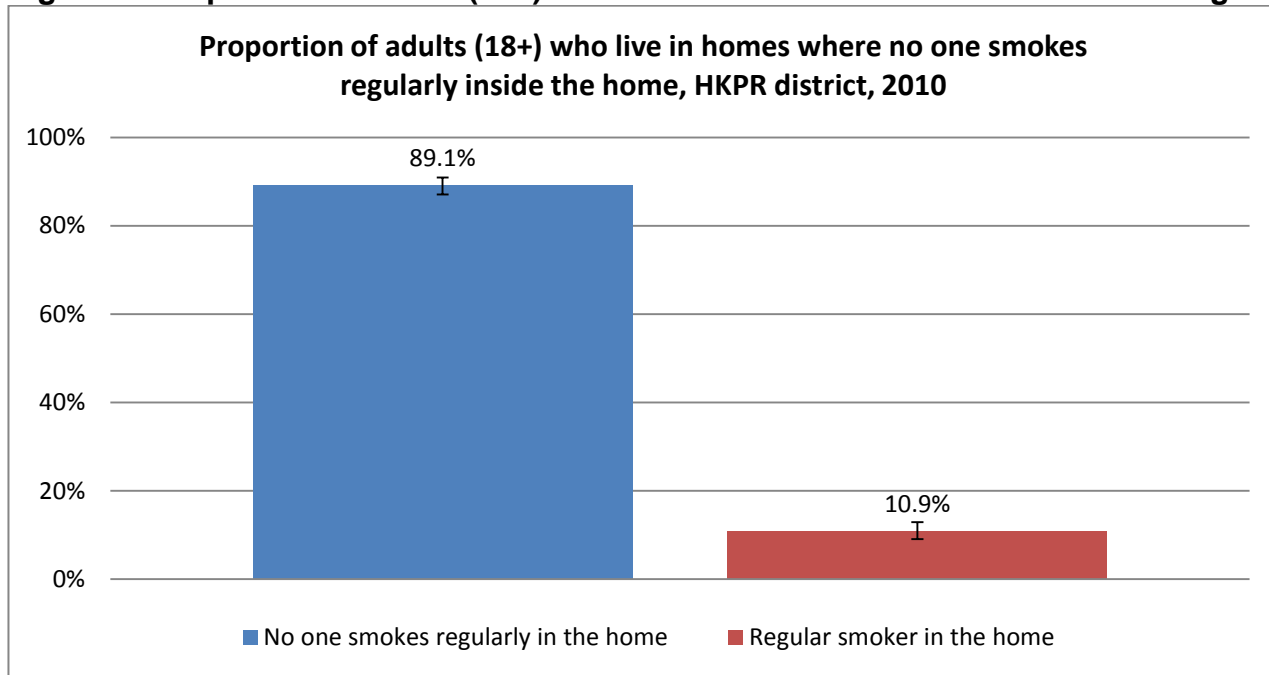
Proportion of adults (18+) who live in homes where no one smokes regularly, HKPR district, RRFSS, January – December 2010

Table 2: Proportion of adults (18+) who live in homes where no one smokes regularly

Regular smoker in the home	Proportion	95% lower confidence limit	95% upper confidence limit
No one in the home smokes regularly	89.1%	87.1%	90.9%
Regular smoker in the home	10.9%	9.1%	12.9%

Sample size: 1208

Figure 2: Proportion of adults (18+) who live in homes where no one smokes regularly



Interpretation:

89.1% (+/-2%) of adults (18+) who live in homes where no one smokes regularly.
 10.9% (+/-2%) of adults (18+) who live in homes where there is a regular smoker.

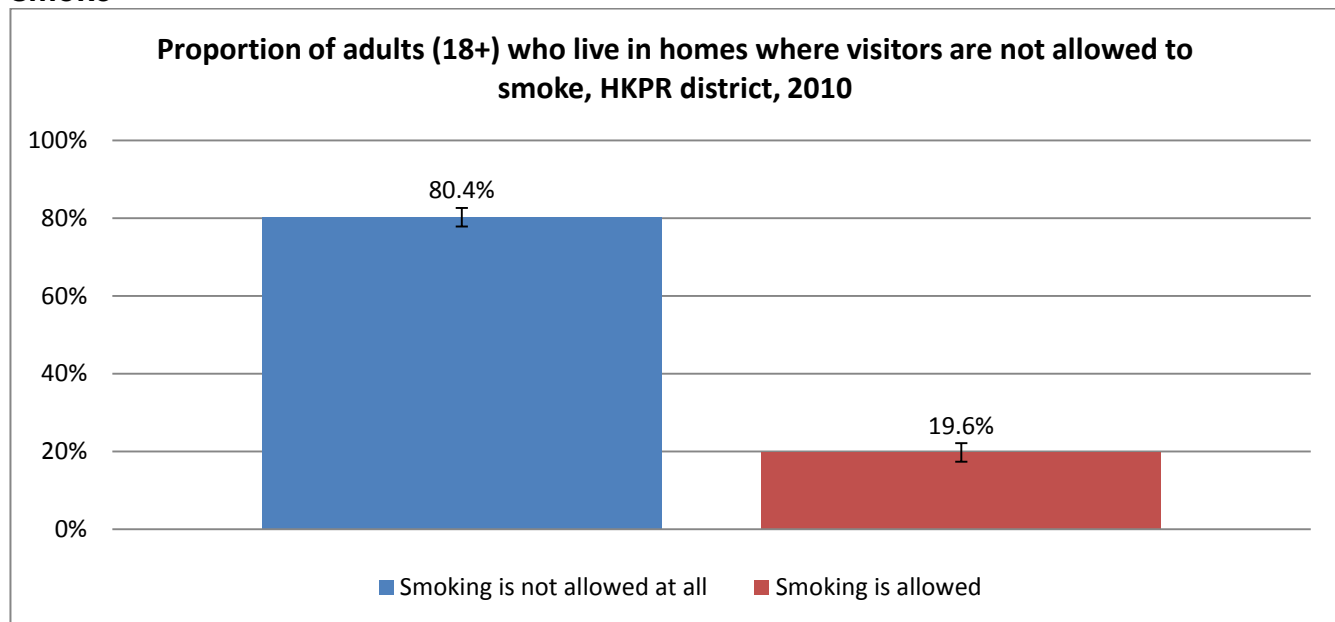
Proportion of adults (18+) who live in homes where visitors are not allowed to smoke, HKPR district, RRFSS, January - December 2010

Table 3: Proportion of adults (18+) who live in homes where visitors are not allowed to smoke

Rules for visitors	Proportion	95% lower confidence limit	95% upper confidence limit
Smoking is not allowed at all	80.4%	77.8%	82.6%
Smoking is allowed	19.6%	17.4%	22.2%

Sample size: 1197

Figure 3: Proportion of adults (18+) who live in homes where visitors are not allowed to smoke



Interpretation:

80.4% (+/-2%) of adults live in homes where smoking is not allowed at all.

19.6% (+/-3%) of adults live in homes where smoking is allowed.

Data Limitations:

1. Questions are only asked of adult residents aged 18+.
2. The telephone survey is only conducted in English.
3. Results are based on self-reported behaviours.
4. (*) indicates that results are based on small sample size; thus, estimates have high variability.
5. (**) indicates the data is not released due to small sample size.

Data Notes:

1. Missing responses are not included in the analysis.
2. 'Do not know' and 'Refused' responses are analyzed according to RRFSS Analysis Guidelines.
3. The 95% confidence limits are the range of variability for a population estimate. There is a 95% probability that the **true** estimate is within that range.
4. Release criteria of the data are according to RRFSS Analysis Guidelines.

HKPR

Haliburton, Kawartha, Pine Ridge District

**Health Unit****Epidemiology and Evaluation Services**

www.hkpr.on.ca • 1(866)888-4577