

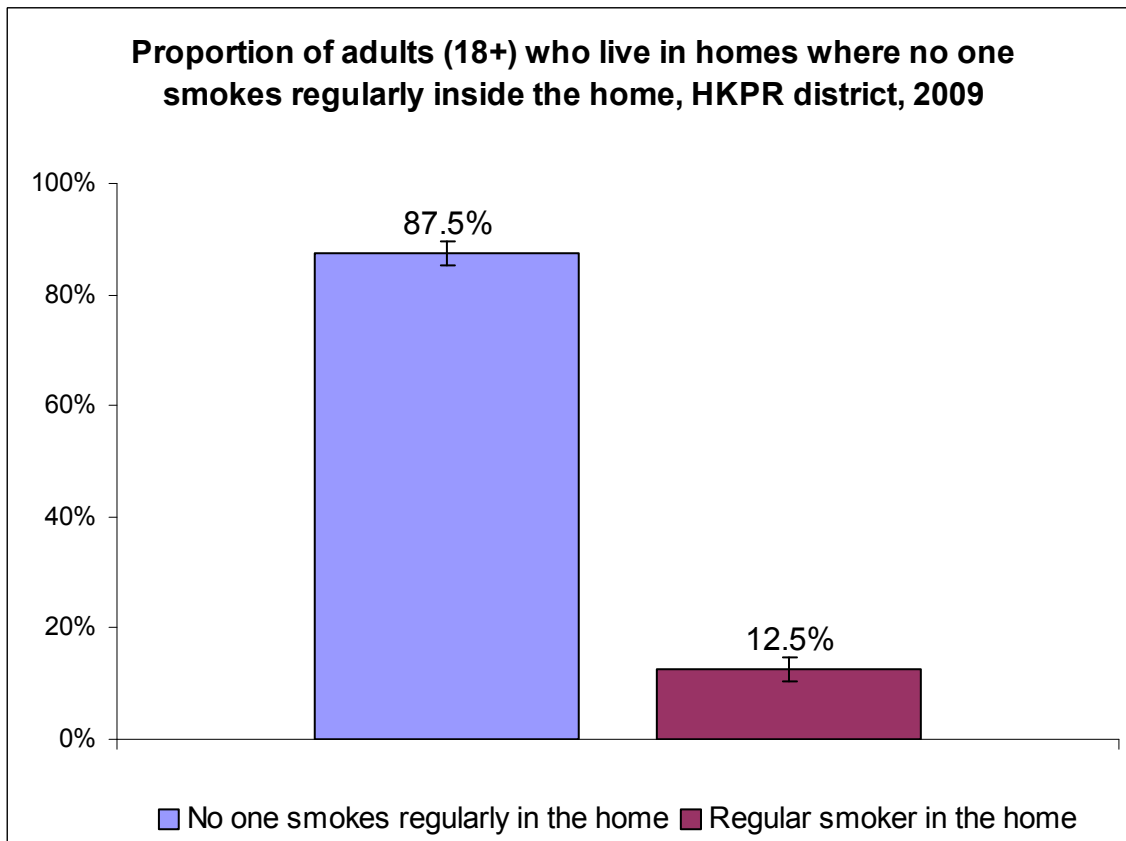
Proportion of adults (18+) who live in homes where no one smokes regularly inside the home, HKPR district, RRFSS, January – December 2009

Table 1: Proportion of adults (18+) who live in homes where no one smokes regularly inside the home

Regular smoker in the home	Proportion	95% lower confidence limit	95% upper confidence limit
Yes	12.5%	10.6%	14.7%
No	87.5%	85.3%	89.4%

Sample size: 1199

Figure 1: Proportion of adults (18+) who live in homes where no one smokes regularly inside the home



Interpretation:

87.5% (+/-2%) of adults (18+) report living in homes where no one smokes regularly inside the home.

12.5% (+/-2%) of adults (18+) report living in homes where someone smokes regularly inside the home.

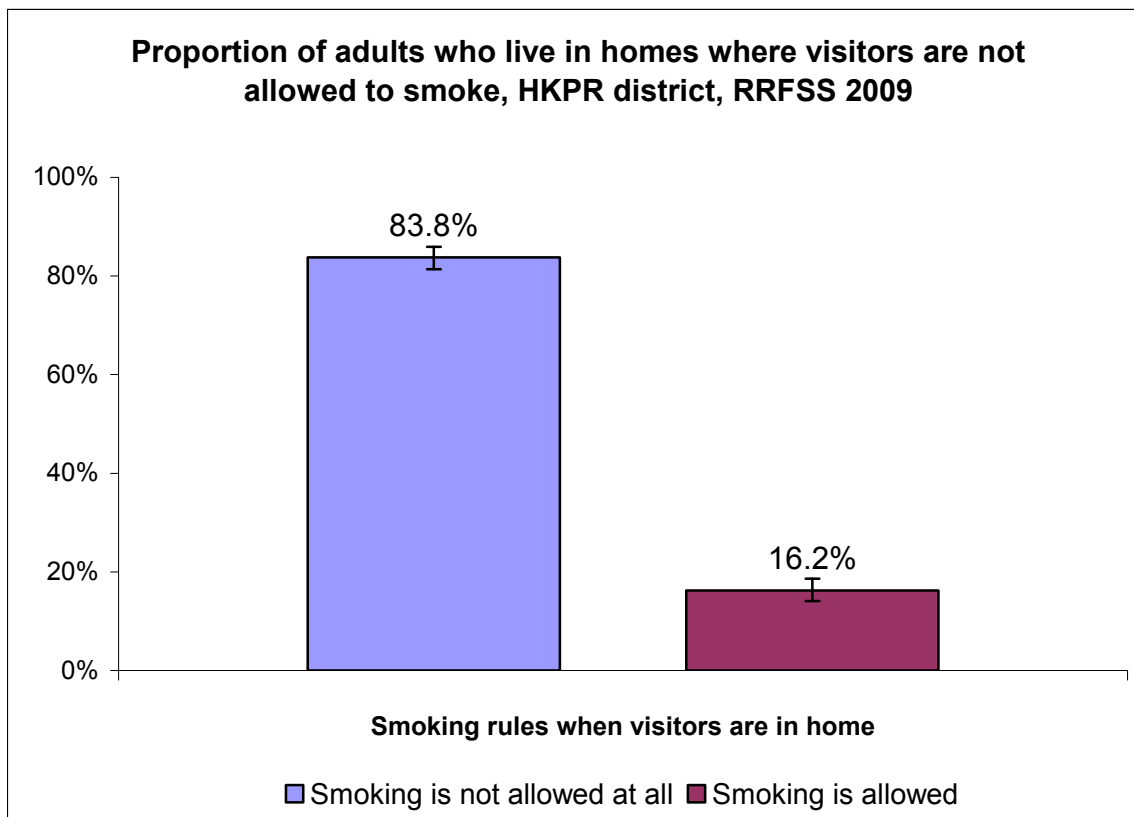
Proportion of adults (18+) who live in homes where visitors are not allowed to smoke, HKPR district, RRFSS, January – December 2009

Table 2: Proportion of adults (18+) who live in homes where visitors are not allowed to smoke

Smoking rules when visitors are in home	Proportion	95% lower confidence limit	95% upper confidence limit
Smoking not allowed at all	83.8%	81.4%	85.9%
Smoking allowed for visitors	16.2%	14.1%	18.6%

Sample size: 1133

Figure 2: Proportion of adults (18+) who live in homes where visitors are not allowed to smoke



Interpretation:

83.8% (+/-2%) of adults (18+) report living in homes where visitors are not allowed to smoke. 16.2% (+/2%) of adults (18+) report living in homes where visitors are allowed to smoke.

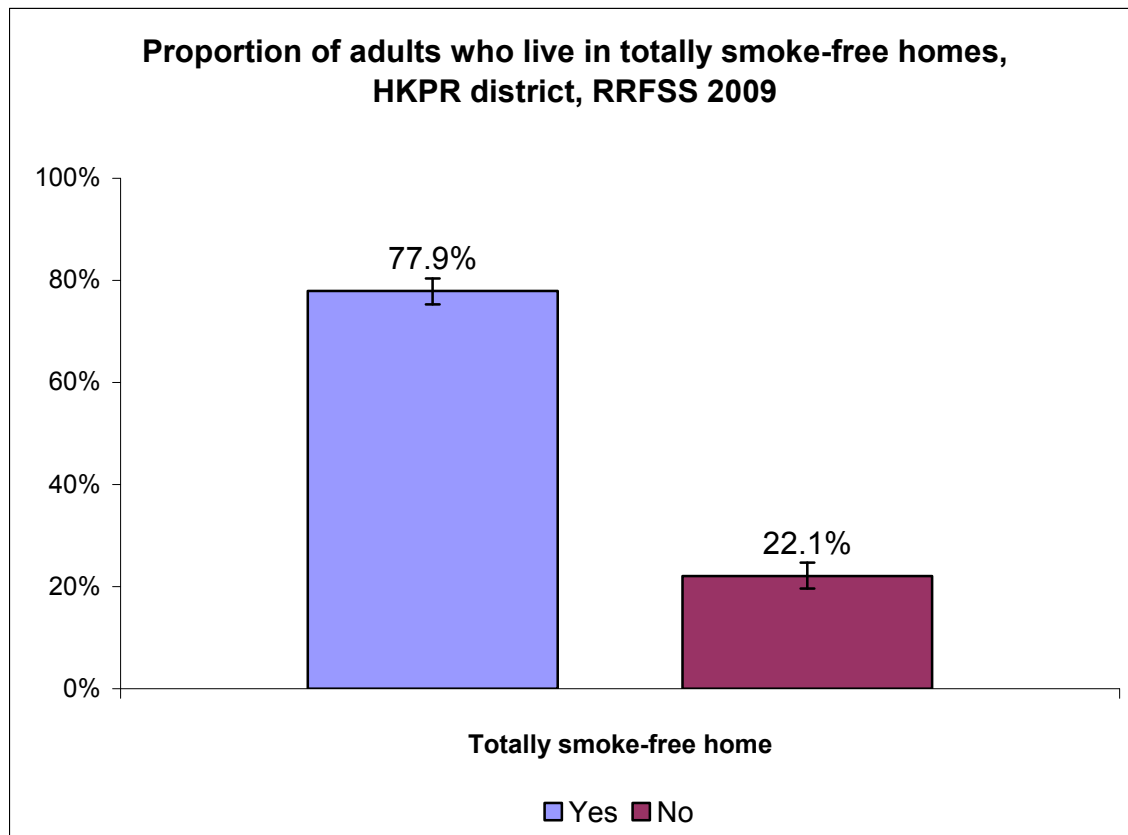
Proportion of adults (18+) who live in totally smoke-free homes, HKPR district, RRFSS, January – December 2009

Table 3: Proportion of adults (18+) who live in totally smoke-free homes

Smoke-free home	Proportion	95% lower confidence limit	95% upper confidence limit
Yes	77.9%	75.3%	80.3%
No	22.1%	19.7%	24.7%

Sample size: 1191

Figure 3: Proportion of adults (18+) who live in totally smoke-free homes



Interpretation:

77.9% (+/-2%) of adults (18+) report living in totally smoke-free homes.

22.1% (+/3%) of adults (18+) report not living in a smoke-free home.

Data Limitations:

1. Questions are only asked of adult residents aged 18+.
2. The telephone survey is only conducted in English.
3. Results are based on self-reported behaviours.
4. (*) indicates that results are based on small sample size; thus, estimates have high variability.

Data Notes:

1. Missing responses are not included in the analysis.
2. 'Don't Know' and 'Refused' responses are analyzed according to RRFSS Analysis Guidelines.
3. The 95% confidence limits are the range of variability for a population estimate. There is a 95% probability that the **true** estimate is within that range.
4. Release criteria of the data are according to RRFSS Analysis Guidelines.
* Interpret with caution; high variability in the estimate.
** Data not released.
5. Smoke-free homes are defined as homes where no one smokes regularly inside the home *and* visitors are not allowed to smoke in the home.