

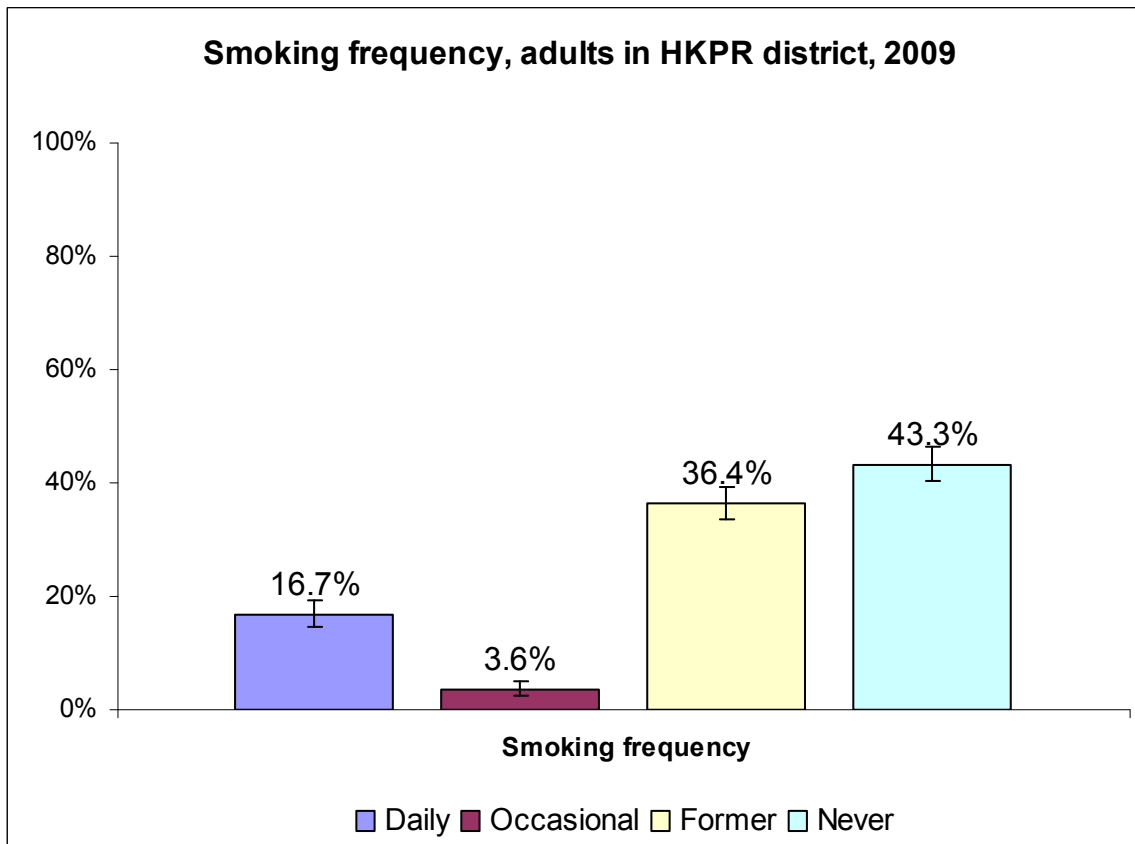
Smoking frequency, adults (18+), HKPR district, RRFSS, January – December 2009

Table 1: Smoking frequency, adults (18+), HKPR district

Smoking frequency	Proportion	95% lower confidence limit	95% upper confidence limit
Daily	16.7%	14.6%	19.1%
Occasional	3.6%	2.6%	4.9%
Former	36.4%	33.5%	39.3%
Never	43.3%	40.3%	46.3%

Sample size: 1197

Figure 1: Smoking frequency, adults (18+), HKPR district



Interpretation:

16.7% (+/-2%) of adults (18+) in the HKPR district report smoking daily.
 3.6% (+/-1%) of adults (18+) in the HKPR district report smoking occasionally.
 36.4% (+/-3%) of adults (18+) in the HKPR district report being former smokers.
 43.3% (+/-3%) of adults (18+) in the HKPR district report never smoking.

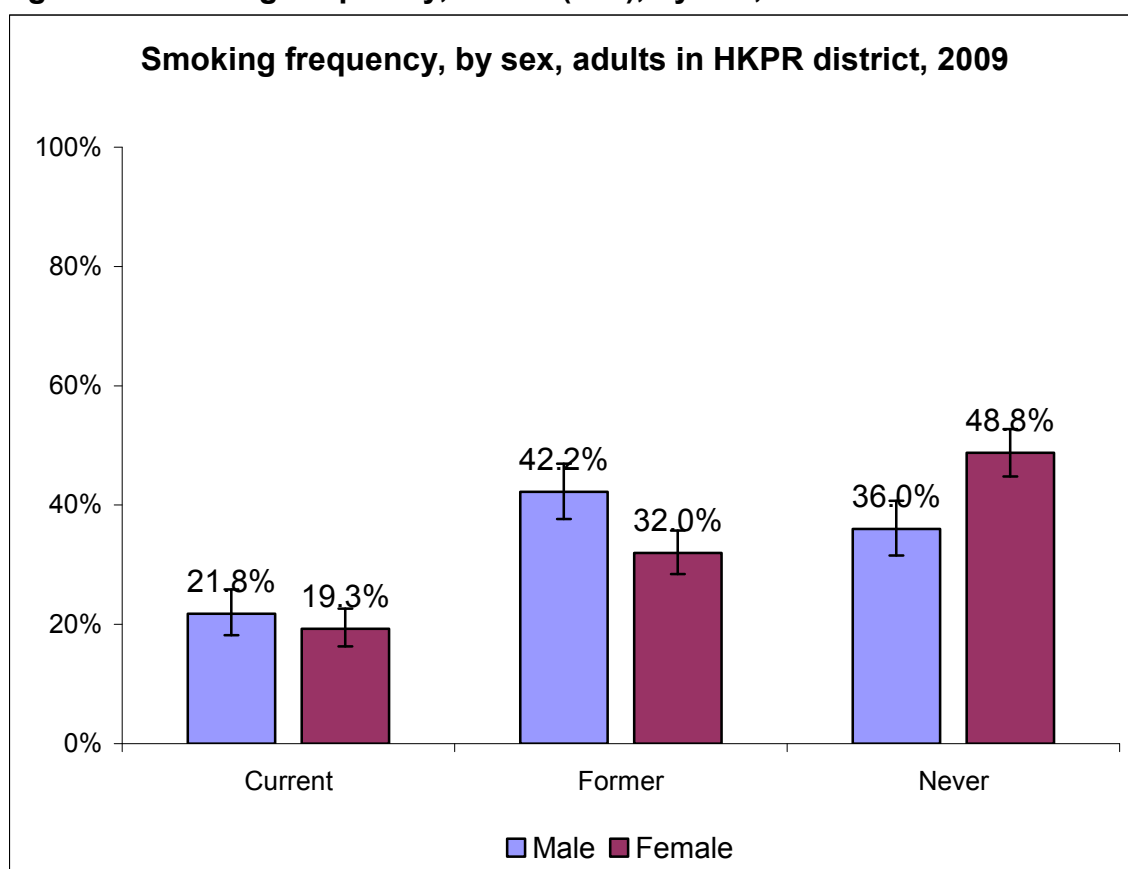
Smoking frequency, adults (18+), by sex, HKPR district, RRFSS, January – December 2009

Table 2: Smoking frequency, adults (18+), by sex, HKPR district

Smoking frequency by sex	Proportion	95% lower confidence limit	95% upper confidence limit
Male – current	21.8%	18.2%	25.8%
Male – former	42.2%	37.6%	46.9%
Male – never	36.0%	31.6%	40.7%
Female – current	19.3%	16.3%	22.6%
Female – former	32.0%	28.4%	35.7%
Female – never	48.8%	44.8%	52.7%

Sample size: 1197

Figure 2: Smoking frequency, adults (18+), by sex, HKPR district



Interpretation:

- 21.8% (+/-4%) of adult males (18+) report being current smokers.
- 19.3% (+/-3%) of adult females (18+) report being current smokers.
- 42.2% (+/-5%) of adult males (18+) report being former smokers.
- 32.0% (+/-4%) of adult females (18+) report being former smokers.
- 36.0% (+/-5%) of adult males (18+) report never smoking.
- 48.8% (+/-4%) of adult females (18+) report never smoking.

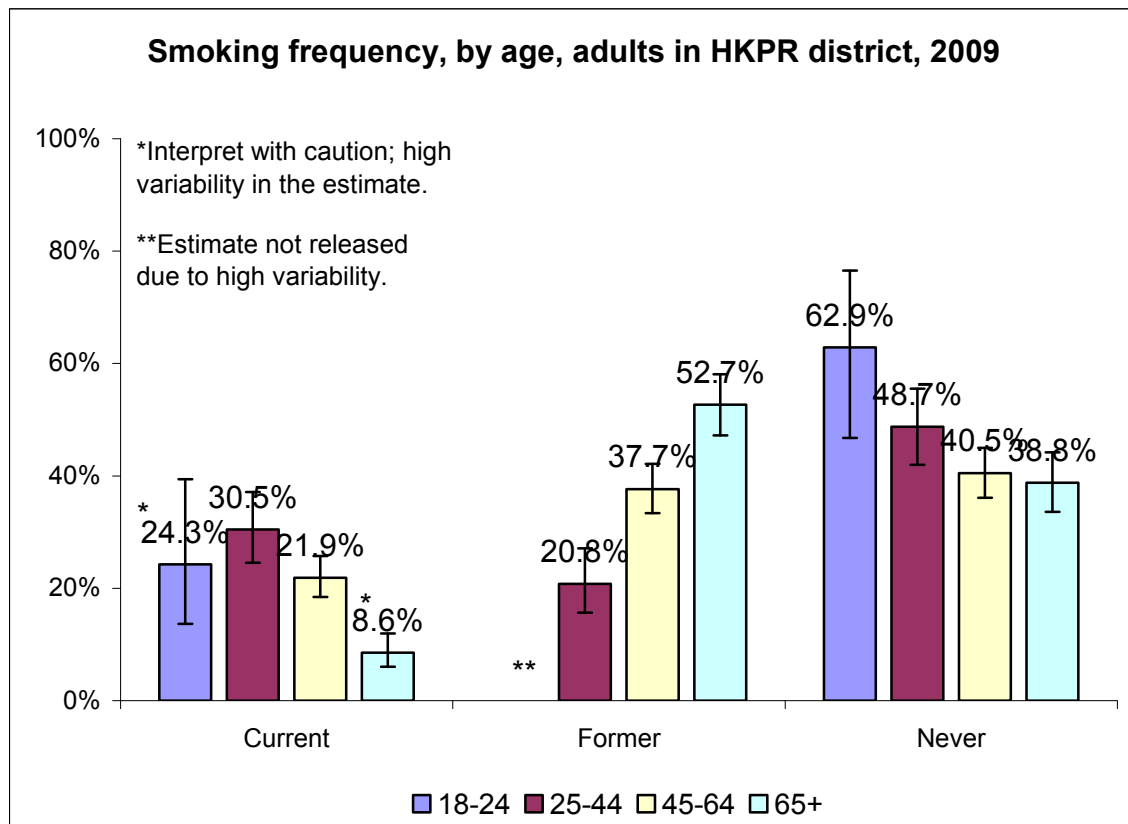
Smoking frequency, adults (18+), by age, HKPR district, RRFSS, January – December 2009

Table 3: Smoking frequency, adults (18+), by age, HKPR district

Smoking frequency by age	Proportion	95% lower confidence limit	95% upper confidence limit
18-24 years – current	*24.3%	13.7%	39.4%
18-24 years – former	**	5.2%	28.6%
18-24 years – never	62.9%	46.8%	76.5%
25-44 years – current	30.5%	24.5%	37.1%
25-44 years – former	20.8%	15.7%	27.1%
25-44 years – never	48.7%	42.0%	55.5%
45-64 years – current	21.9%	18.4%	25.7%
45-64 years – former	37.7%	33.4%	42.2%
45-64 years – never	40.5%	36.1%	45.0%
65+ years – current	*8.6%	6.1%	12.0%
65+ years – former	52.7%	47.2%	58.1%
65+ years – never	38.8%	33.6%	44.2%

Sample size: 1177

Figure 3: Smoking frequency, adults (18+), by age, HKPR district



Interpretation:

- *24.3% (+/-15%) of adults (18-24) currently smoke.
- 30.5% (+/-7%) of adults (25-44) currently smoke.
- 21.9% (+/-4%) of adults (45-64) currently smoke.
- *8.6% (+/-3%) of adults (65+) currently smoke.
- 20.8% (+/-6%) of adults (25-44) are former smokers.
- 37.7% (+/-5%) of adults (45-64) are former smokers.
- 52.7% (+/-5%) of adults (65+) are former smokers.

62.9% (+/-14%) of adults (18-24) have never smoked.

48.7% (+/-7%) of adults (25-44) have never smoked.

40.5% (+/-5%) of adults (45-64) have never smoked.

38.8% (+/-5%) of adults (65+) have never smoked.

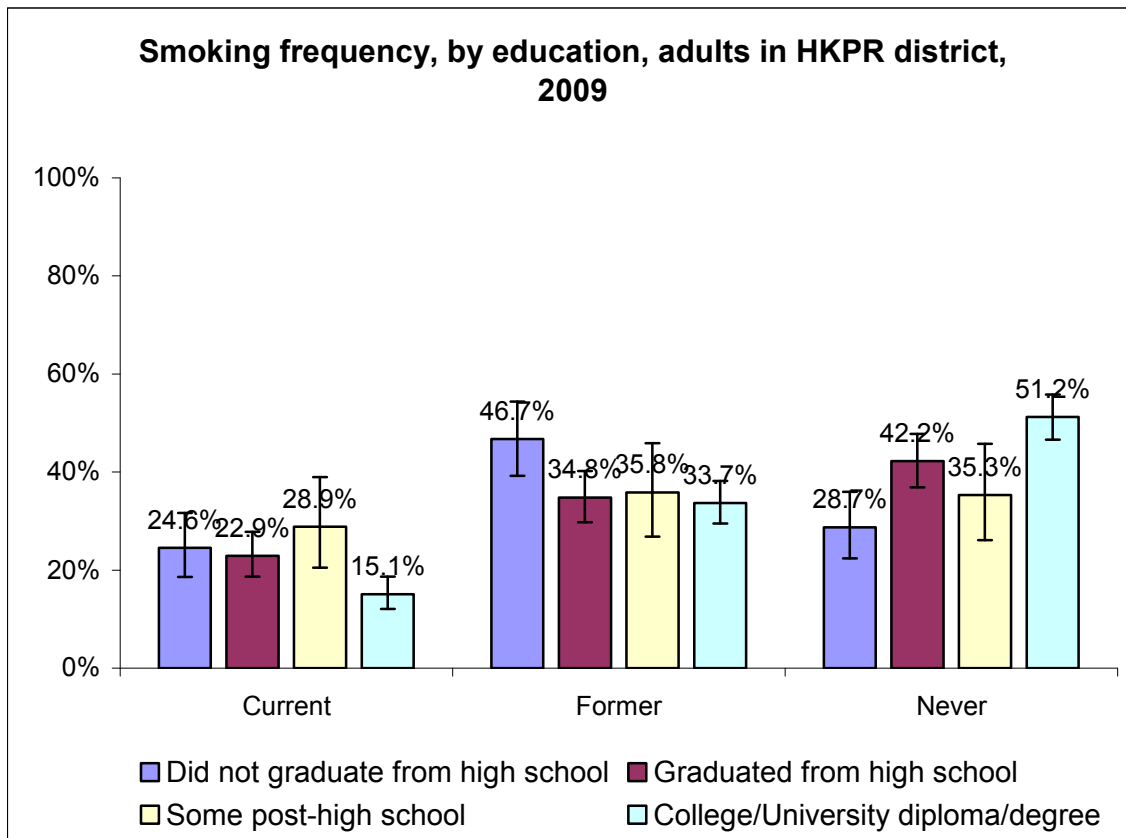
Smoking frequency, adults (18+), by education, HKPR district, RRFSS, January – December 2009

Table 4: Smoking frequency, adults (18+), by education, HKPR district

Smoking frequency by education	Proportion	95% lower confidence limit	95% upper confidence limit
Did not graduate from high school – current	24.6%	18.6%	31.7%
Did not graduate from high school – former	46.7%	39.3%	54.4%
Did not graduate from high school – never	28.7%	22.4%	35.9%
Graduated from high school – current	22.9%	18.7%	27.8%
Graduated from high school – former	34.8%	29.8%	40.2%
Graduated from high school – never	42.2%	36.9%	47.8%
Some post high school – current	28.9%	20.5%	39.0%
Some post high school – former	35.8%	26.9%	45.9%
Some post high school – never	35.3%	26.1%	45.8%
College/University Diploma/Degree – current	15.1%	12.1%	18.7%
College/University Diploma/Degree – former	33.7%	29.5%	38.2%
College/University Diploma/Degree – never	51.2%	46.6%	55.8%

Sample size: 1186

Figure 4: Smoking frequency, adults (18+), by education, HKPR district



Interpretation:

24.6% (+/-7%) of adults (18+) that did not graduate from high school currently smoke.
 46.7% (+/-8%) of adults (18+) that did not graduate from high school are former smokers.
 28.7% (+/-7%) of adults (18+) that did not graduate from high school have never smoked.
 22.9% (+/-5%) of adults (18+) that graduated from high school currently smoke.
 34.8% (+/-5%) of adults (18+) that graduated from high school are former smokers.
 42.2% (+/-6%) of adults (18+) that graduated from high school have never smoked.
 28.9% (+/-5%) of adults (18+) that have some post high school education currently smoke.
 35.8% (+/-10%) of adults (18+) that have some post high school education are former smokers.
 35.3% (+/-11%) of adults (18+) that have some post high school education have never smoked.
 15.1% (+/-4%) of adults (18+) that have a college/university diploma/degree currently smoke.
 33.7% (+/-5%) of adults (18+) that have a college/university diploma/degree are former smokers.
 51.2% (+/-5%) of adults (18+) that have a college/university diploma/degree have never smoked.

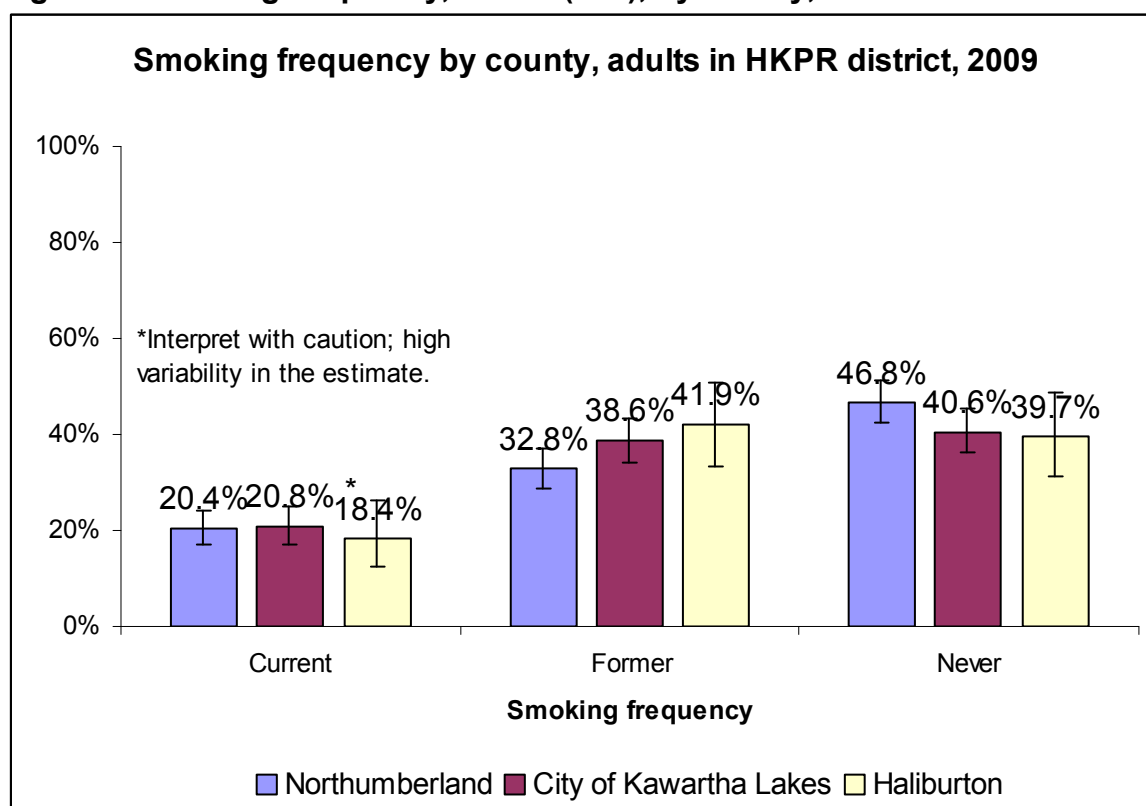
Smoking frequency, adults (18+), by county, HKPR district, RRFSS, January – December 2009

Table 5: Smoking frequency, adults (18+), by county, HKPR district

Smoking frequency by county	Proportion	95% lower confidence limit	95% upper confidence limit
Northumberland – current	20.4%	17.1%	24.3%
Northumberland – former	32.8%	28.7%	37.2%
Northumberland – never	46.8%	42.3%	51.3%
Kawartha – current	20.8%	17.3%	24.8%
Kawartha – former	38.6%	34.2%	43.2%
Kawartha – never	40.6%	36.0%	45.3%
Haliburton – current	*18.4%	12.4%	26.4%
Haliburton – former	41.9%	33.5%	50.8%
Haliburton – never	39.7%	31.4%	48.6%

Sample size: 1197

Figure 5: Smoking frequency, adults (18+), by county, HKPR district



Interpretation:

- 20.4% (+/-4%) of adults (18+) residing in Northumberland County currently smoke.
- 32.8% (+/-5%) of adults (18+) residing in Northumberland County are former smokers.
- 46.8% (+/-5%) of adults (18+) residing in Northumberland County have never smoked.
- 20.8% (+/-4%) of adults (18+) residing in City of Kawartha Lakes County currently smoke.
- 38.6% (+/-5%) of adults (18+) residing in City of Kawartha Lakes County are former smokers.
- 40.6% (+/-5%) of adults (18+) residing in City of Kawartha Lakes County have never smoked.
- *18.4% (+/-8%) of adults (18+) residing in Haliburton County currently smoke.
- 41.9% (+/-9%) of adults (18+) residing in Haliburton County are former smokers.
- 39.7% (+/-9%) of adults (18+) residing in Haliburton County have never smoked.

Data Limitations:

1. Questions are only asked of adult residents aged 18+.
2. The telephone survey is only conducted in English.
3. Results are based on self-reported behaviours.
4. (*) indicates that results are based on small sample size; thus, estimates have high variability.

Data Notes:

1. Missing responses are not included in the analysis.
 2. 'Don't Know' and 'Refused' responses are analyzed according to RRFSS Analysis Guidelines.
 3. The 95% confidence limits are the range of variability for a population estimate. There is a 95% probability that the **true** estimate is within that range.
 4. Release criteria of the data are according to RRFSS Analysis Guidelines.
- * Interpret with caution; high variability in the estimate.
** Data not released.
5. 'Current' smokers include persons who smoke daily and persons who smoke occasionally.