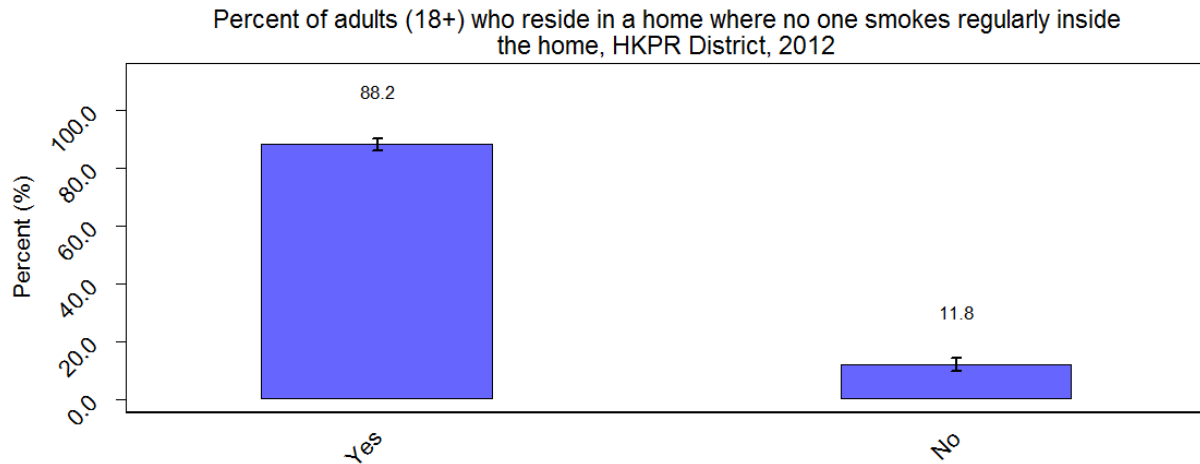


# RRFSS 2012: Tobacco in the Home

Figure 1



Sample Size: 987

\*High Variability; Interpret with caution

\*\*Data not released

Data Source: RRFSS (Jan-Dec, 2012), HKPR District Health Unit and Institute for Social Research (ISR), York University.

**Table 1.** The percent of adults (18 years +) who reside in who reside in a home where no one smokes regularly inside the home, HKPR District, 2012

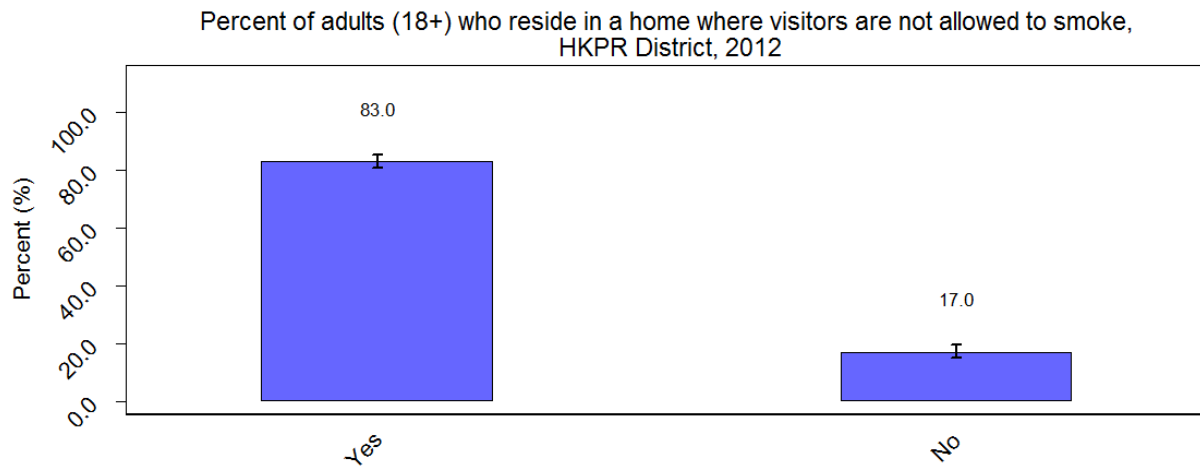
Response	Percent	Lower 95% CI	Upper 95% CI
Yes	88.2	85.98	90.24
No	11.8	9.76	14.02

**Interpretation†:**

The percent of adults (18 years +) residing in the HKPR District who reside in who reside in a home where no one smokes regularly inside the home is 88.2% (95% CI: 85.98, 90.24).

# RRFSS 2012: Tobacco in the Home

**Figure 1**



Sample Size: 1220  
 \*High Variability; Interpret with caution  
 \*\*Data not released

Data Source: RRFSS (Jan-Dec, 2012), HKPR District Health Unit and Institute for Social Research (ISR), York University.

**Table 1.** The percent of adults (18 years +) who reside in who reside in a home where visitors are not allowed to smoke, HKPR District, 2012

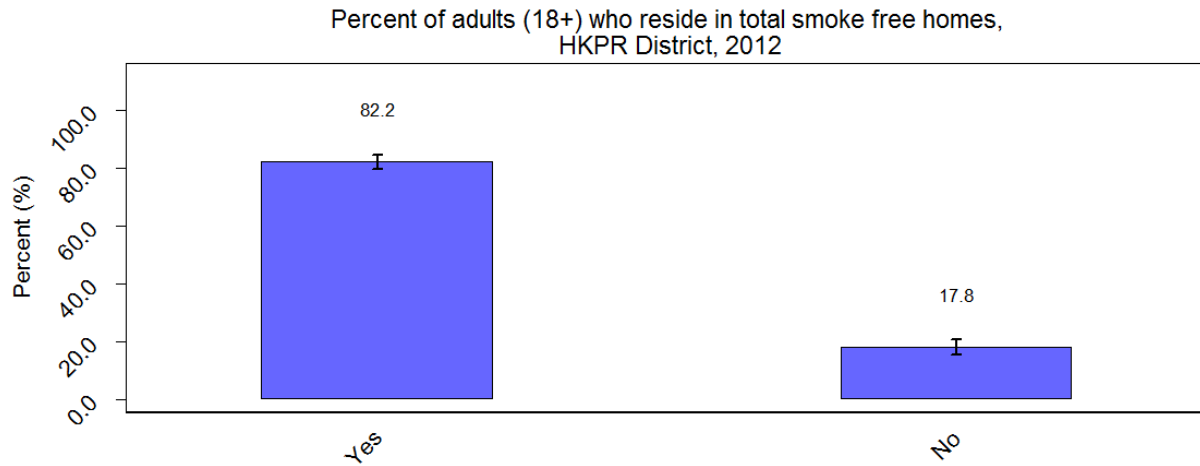
Response	Percent	Lower 95% CI	Upper 95% CI
Yes	83.0	80.58	85.22
No	17.0	14.78	19.42

**Interpretation†:**

The percent of adults (18 years +) residing in the HKPR District who reside in who reside in a home where visitors are not allowed to smoke is 83.0% (95% CI: 80.58, 85.22).

# RRFSS 2012: Tobacco in the Home

Figure 1



Sample Size: 971  
 \*High Variability; Interpret with caution  
 \*\*Data not released  
 Data Source: RRFSS (Jan-Dec, 2012), HKPR District Health Unit and Institute for Social Research (ISR), York University.

**Table 1.** The percent of adults (18 years +) who reside in who reside in total smoke free homes, HKPR District, 2012

Response	Percent	Lower 95% CI	Upper 95% CI
Yes	82.2	79.43	84.59
No	17.8	15.41	20.57

**Interpretation†:**

The percent of adults (18 years +) residing in the HKPR District who reside in who reside in total smoke free homes is 82.2% (95% CI: 79.43, 84.59).

## RRFSS 2012: Tobacco in the Home

### Data Limitations:

1. Questions are only asked of adult residents aged 18+.
2. The telephone survey is only conducted in English.
3. Results are based on self-reported behaviours.
4. (\*) indicates that results are based on small sample size; thus, estimates have high variability.
5. (\*\*) indicates the data is not released due to small sample size.

### Data Notes:

1. Source: Rapid Risk Factor Surveillance System (RRFSS), Jan–Dec 2012, Haliburton, Kawartha, Pine Ridge (HKPR) District Health Unit and Institute for Social Research (ISR), York University.
2. Missing responses are not included in the analysis.
3. "Do not know" and "Refused" responses are analyzed according to RRFSS Analysis Guidelines.
4. The 95% confidence intervals (95% CI) are the range of variability for a population estimate. There is a 95% probability that the true estimate is within that range.
5. Release criteria of the data are according to RRFSS Analysis Guidelines.
6. Percent across age-groups will not sum to 100% as the responses are analyzed within each age-group.
7. (†) If the 95% confidence intervals of estimates do not overlap, the estimates are significantly different (i.e., if the lower confidence interval of estimate A is > the upper confidence interval of estimate B, the estimates are statistically significant). However, if confidence intervals do overlap, it is not necessarily true that estimates are not different.