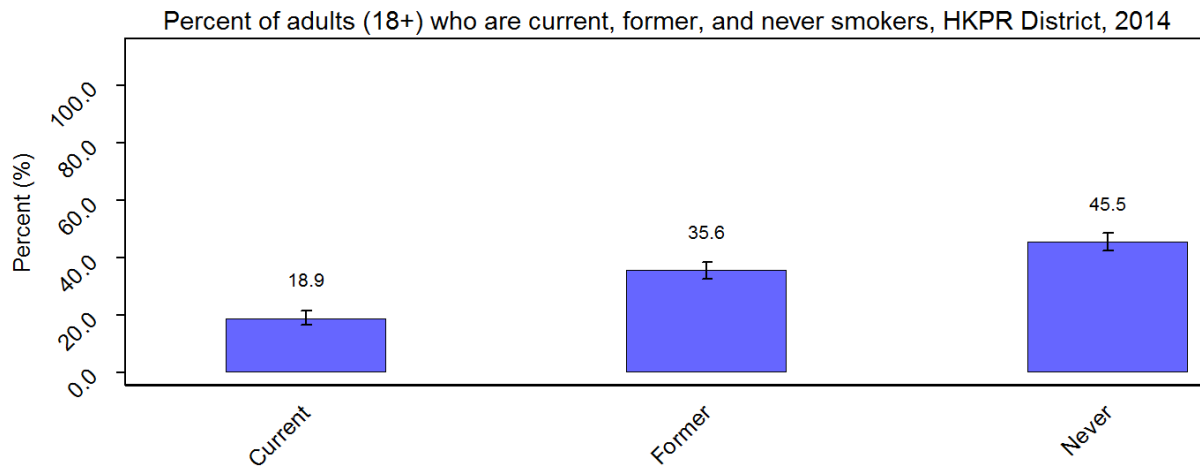


RRFSS 2014: Tobacco Use by Respondent

Figure 1



Sample Size: 1204
 *High Variability; Interpret with caution
 **Data not released

Data Source: RRFSS (Jan-Dec, 2014), HKPR District Health Unit and Institute for Social Research (ISR), York University.

Table 1. The percent of adults (18 years +) who are current, former, and never smokers, HKPR District, 2014

Response	Percent	Lower 95% CI	Upper 95% CI
Current	18.9	16.58	21.52
Former	35.6	32.77	38.49
Never	45.5	42.51	48.52

Interpretation†:

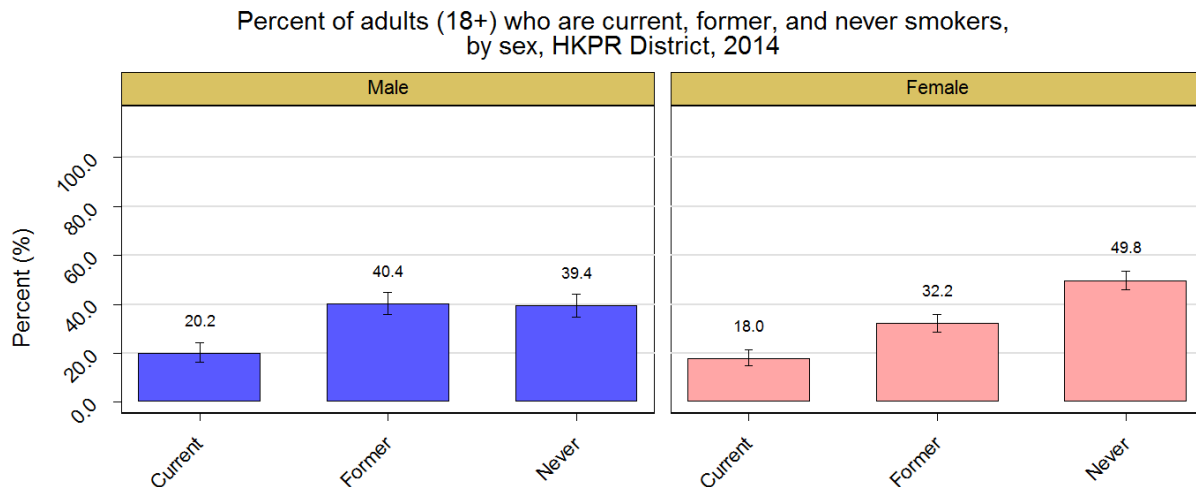
The percent of adults (18 years +), residing in the HKPR District, who are current smokers is 18.9% (95% CI: 16.58, 21.52).

The percent of adults (18 years +), residing in the HKPR District, who are former smokers is 35.6% (95% CI: 32.77, 38.49).

The percent of adults (18 years +), residing in the HKPR District, who are never smokers is 45.5% (95% CI: 42.51, 48.52).

RRFSS 2014: Tobacco Use by Respondent

Figure 2



Sample Size: 1204

*High Variability; Interpret with caution

**Data not released

Data Source: RRFSS (Jan-Dec, 2014), HKPR District Health Unit and Institute for Social Research (ISR), York University.

Table 2. The percent of adults (18 years +) who are current, former, and never smokers, by sex, HKPR District, 2014

Sex	Response	Percent	Lower 95% CI	Upper 95% CI
Male	Current	20.2	16.48	24.49
Female	Current	18.0	15.12	21.35
Male	Former	40.4	35.86	45.06
Female	Former	32.2	28.64	35.90
Male	Never	39.4	34.87	44.19
Female	Never	49.8	45.91	53.72

Interpretation†:

The percent of males (18 years +), residing in the HKPR District, who are current smokers is 20.2% (95% CI: 16.48, 24.49).

The percent of females (18 years +), residing in the HKPR District, who are current smokers is 18.0% (95% CI: 15.12, 21.35).

RRFSS 2014: Tobacco Use by Respondent

The percent of males (18 years +), residing in the HKPR District, who are former smokers is 40.4% (95% CI: 35.86, 45.06).

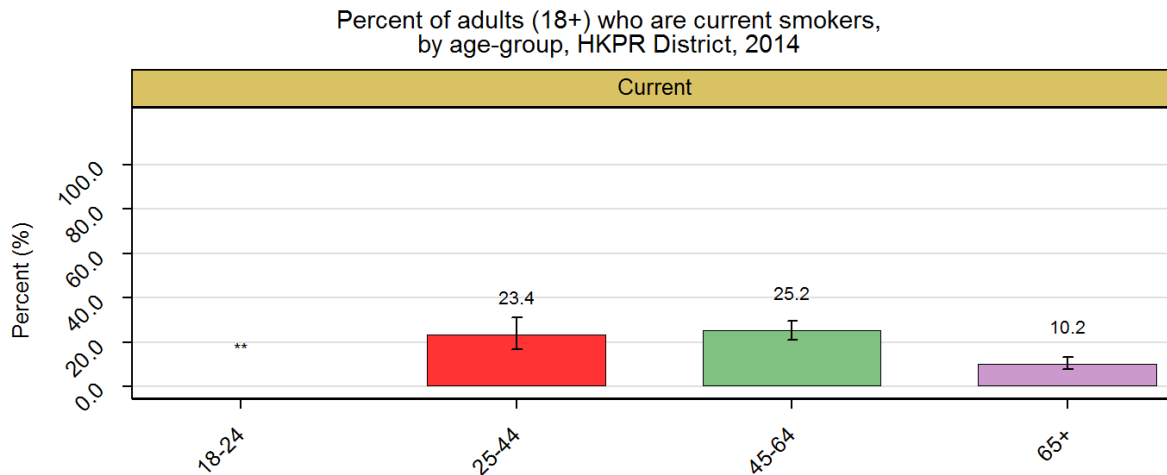
The percent of females (18 years +), residing in the HKPR District, who are former smokers is 32.2% (95% CI: 28.64, 35.90).

The percent of males (18 years +), residing in the HKPR District, who are never smokers is 39.4% (95% CI: 34.87, 44.19).

The percent of females (18 years +), residing in the HKPR District, who are never smokers is 49.8% (95% CI: 45.91, 53.72).

RRFSS 2014: Tobacco Use by Respondent

Figure 3



Sample Size: 1176

*High Variability; Interpret with caution

**Data not released

Data Source: RRFSS (Jan-Dec, 2014), HKPR District Health Unit and Institute for Social Research (ISR), York University.

Table 3. The percent of adults (18 years +) who are current smokers, by age-group, HKPR District, 2014

Age	Response	Percent	Lower 95% CI	Upper 95% CI
18-24	Current	**	.	.
25-44	Current	23.4	16.91	31.24
45-64	Current	25.2	21.21	29.50
65+	Current	10.2	7.70	13.32

Interpretation†:

The percent of adults, aged 18-24, residing in the HKPR District, who are current smokers has been suppressed for data quality.

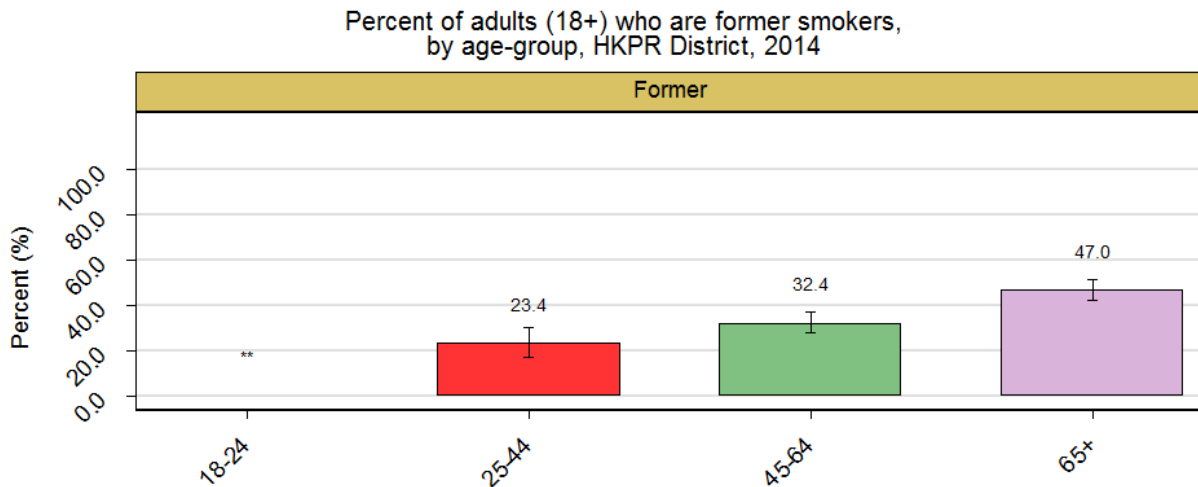
The percent of adults, aged 25-44, residing in the HKPR District, who are current smokers is 23.4% (95% CI: 16.91, 31.24).

The percent of adults, aged 45-64, residing in the HKPR District, who are current smokers is 25.2% (95% CI: 21.21, 29.50).

The percent of adults, aged 65+, residing in the HKPR District, who are current smokers is 10.2% (95% CI: 7.70, 13.32).

RRFSS 2014: Tobacco Use by Respondent

Figure 4



Sample Size: 1176

*High Variability; Interpret with caution

**Data not released

Data Source: RRFSS (-, 2014), HKPR District Health Unit and Institute for Social Research (ISR), York University.

Table 4. The percent of adults (18 years +) who are former smokers, by age-group, HKPR District, 2014

Age	Response	Percent	Lower 95% CI	Upper 95% CI
18-24	Former	**	.	.
25-44	Former	23.4	17.34	30.59
45-64	Former	32.4	28.20	37.08
65+	Former	47.0	42.40	51.60

Interpretation†:

The percent of adults, aged 18-24, residing in the HKPR District, who are former smokers has been suppressed for data quality.

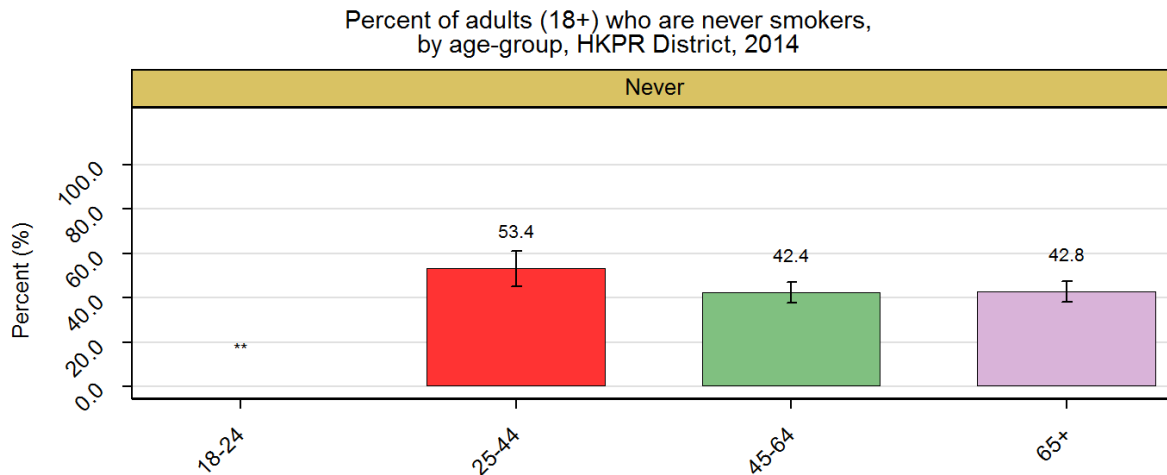
The percent of adults, aged 25-44, residing in the HKPR District, who are former smokers is 23.4% (95% CI: 17.34, 30.59).

The percent of adults, aged 45-64, residing in the HKPR District, who are former smokers is 32.4% (95% CI: 28.20, 37.08).

The percent of adults, aged 65+, residing in the HKPR District, who are former smokers is 47.0% (95% CI: 42.40, 51.60).

RRFSS 2014: Tobacco Use by Respondent

Figure 5



Sample Size: 1176

*High Variability; Interpret with caution

**Data not released

Data Source: RRFSS (Jan-Dec, 2014), HKPR District Health Unit and Institute for Social Research (ISR), York University.

Table 5. The percent of adults (18 years +) who are never smokers, by age-group, HKPR District, 2014

Age	Response	Percent	Lower 95% CI	Upper 95% CI
18-24	Never	**	.	.
25-44	Never	53.4	45.31	61.26
45-64	Never	42.4	37.79	47.13
65+	Never	42.8	38.35	47.49

Interpretation†:

The percent of adults, aged 18-24, residing in the HKPR District, who are never smokers has been suppressed for data quality.

The percent of adults, aged 25-44, residing in the HKPR District, who are never smokers is 53.4% (95% CI: 45.31, 61.26).

The percent of adults, aged 45-64, residing in the HKPR District, who are never smokers is 42.4% (95% CI: 37.79, 47.13).

The percent of adults, aged 65+, residing in the HKPR District, who are never smokers is 42.8% (95% CI: 38.35, 47.49).

RRFSS 2014: Tobacco Use by Respondent

Data Limitations:

1. Questions are only asked of adult residents aged 18+.
2. The telephone survey is only conducted in English.
3. Results are based on self-reported behaviours.
4. (*) indicates that results are based on small sample size; thus, estimates have high variability.
5. (**) indicates the data is not released due to small sample size.

Data Notes:

1. Source: Rapid Risk Factor Surveillance System (RRFSS), Jan–Dec 2014, Haliburton, Kawartha, Pine Ridge (HKPR) District Health Unit and Institute for Social Research (ISR), York University.
2. Missing responses are not included in the analysis.
3. "Do not know" and "Refused" responses are analyzed according to RRFSS Analysis Guidelines.
4. The 95% confidence intervals (95% CI) are the range of variability for a population estimate. There is a 95% probability that the true estimate is within that range.
5. Release criteria of the data are according to RRFSS Analysis Guidelines.
6. Percent across age-groups will not sum to 100% as the responses are analyzed within each age-group.
7. (†) If the 95% confidence intervals of estimates do not overlap, the estimates are significantly different (i.e., if the lower confidence interval of estimate A is > the upper confidence interval of estimate B, the estimates are statistically significant). However, if confidence intervals do overlap, it is not necessarily true that estimates are not different.