



## Haliburton, Kawartha, Pine Ridge District Health Unit RRFSS (2007) Artificial Tanning

Use of artificial tanning equipment in the past 12 months among adults in the HKPR District, RRFSS January - December 2007

**Table 1: Artificial Tanning (overall)**

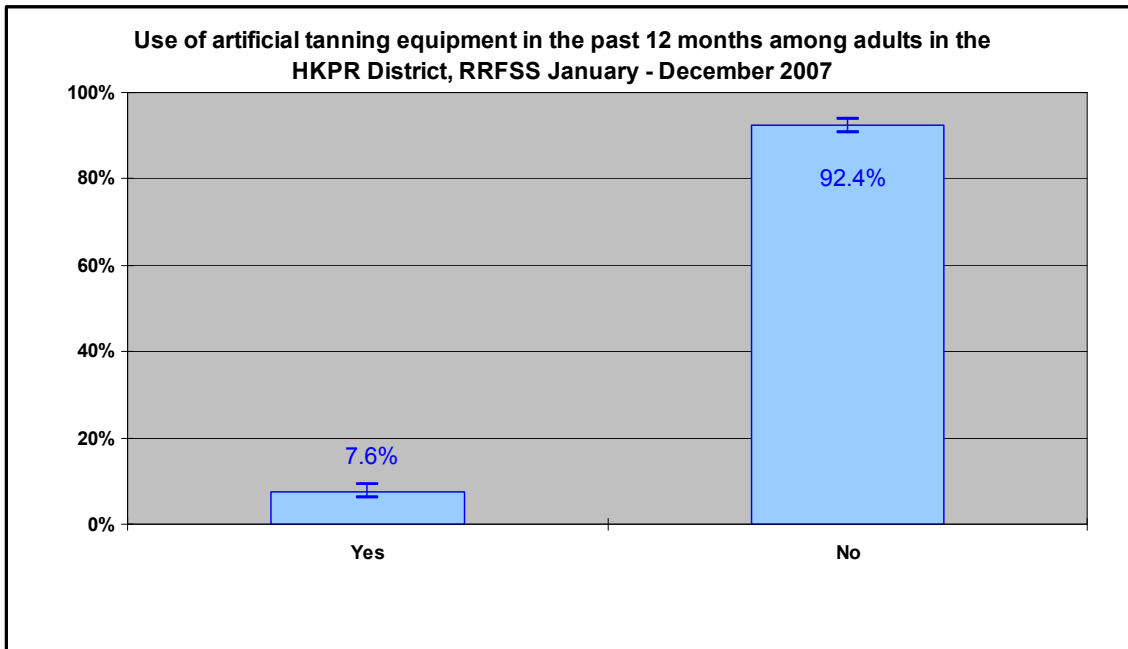
Use of artificial tanning equipment in the past 12 months	Proportion	95% upper confidence limit	95% lower confidence limit
Yes	7.6%	9.2%	6.1%
No	92.4%	93.9%	90.8%

\* Interpret with caution, high variability

\*\* Data not released

sample size 1126

**Figure 1: Artificial Tanning (overall)**



**Interpretation:**

7.6% (+/-2%) of adults (18+) reported having used artificial tanning equipment in the past 12 months.

92.0% (+/-2%) of adults (18+) reported they did not use artificial tanning equipment in the past 12 months.

**Proportion of adults (18+) who report using artificial tanning equipment in the past 12 months, by sex, RRFSS January - December 2007**

**Table 2: Artificial Tanning (by sex)**

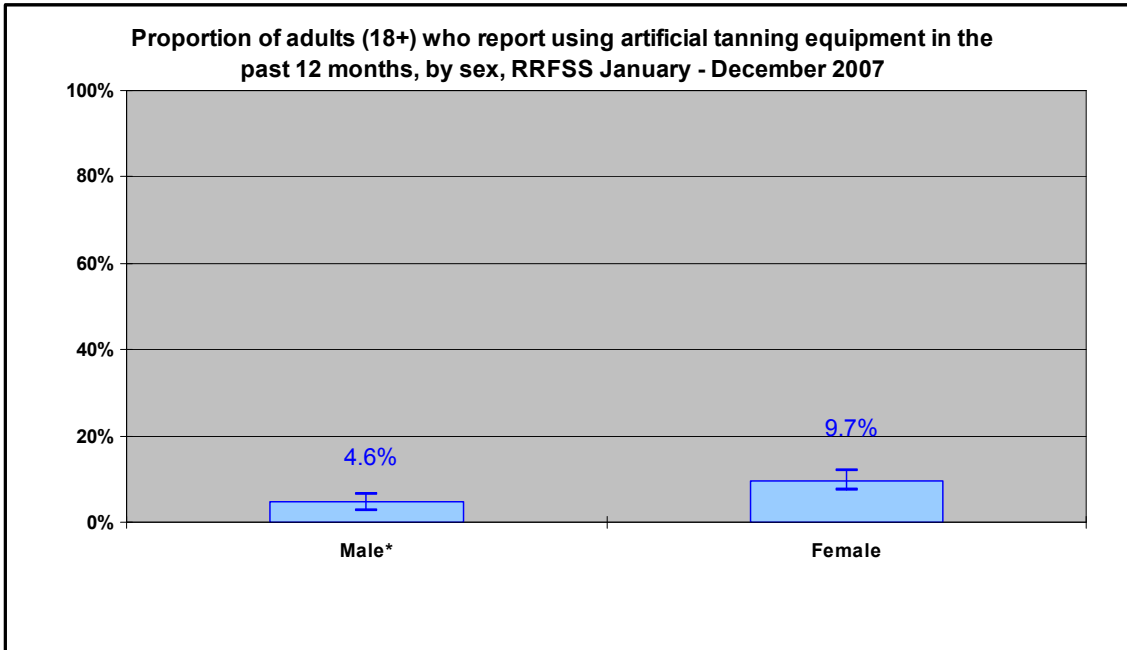
Use of artificial tanning equipment in the past 12 months	Proportion	95% upper confidence limit	95% lower confidence limit
Male*	4.6%	6.6%	2.7%
Female	9.7%	11.9%	7.4%

\* Interpret with caution, high variability

\*\* Data not released

sample size 1126

**Figure 2: Artificial Tanning (by sex)**



**Interpretation:**

4.6%\* (+/-2%) of adult males (18+) reported having used artificial tanning equipment in the past 12 months.

9.6% (+/-2%) of adult females (18+) reported having used artificial tanning equipment in the past 12 months.

**Proportion of adults (18+) who report using artificial tanning equipment in the past 12 months, by age, RRFSS January - December 2007**

**Table 3: Artificial Tanning (by age)**

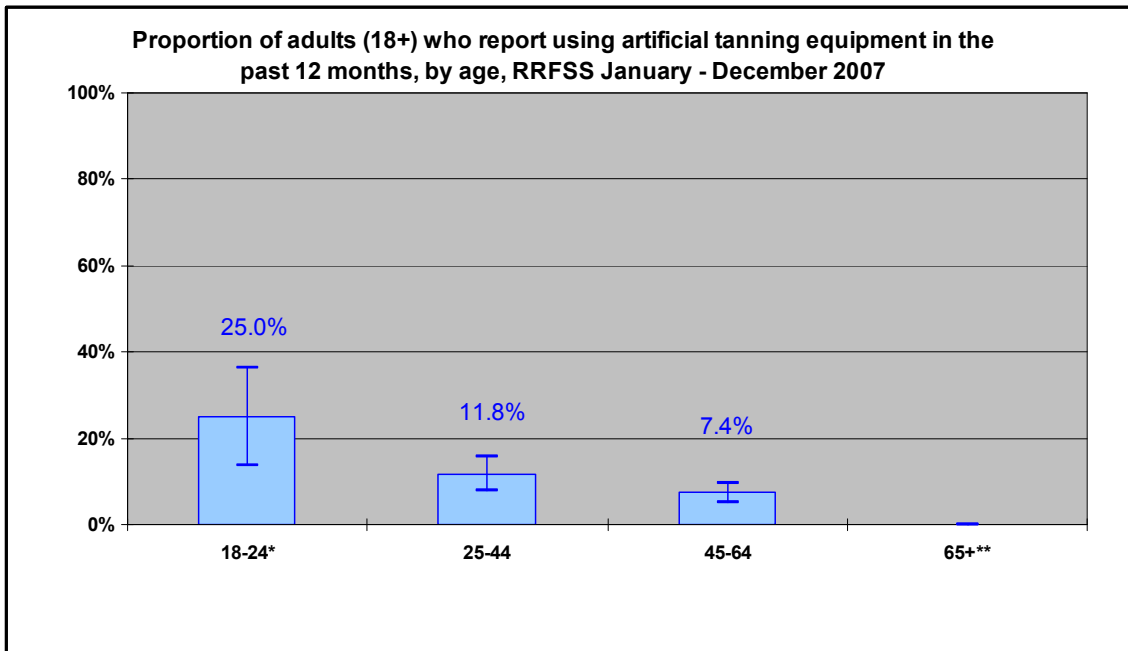
Use of artificial tanning equipment in the past 12 months	Proportion	95% upper confidence limit	95% lower confidence limit
18-24*	25.0%	36.2%	13.8%
25-44	11.8%	15.6%	8.0%
45-64	7.4%	9.7%	5.1%
65+**	**	**	**

\* Interpret with caution, high variability

\*\* Data not released

sample size 1117

**Figure 3: Artificial Tanning (by age)**



**Interpretation:**

25.0%\* (+/-11%) of adults (age 18-24) reported having used artificial tanning equipment in the past 12 months.

11.8% (+/-4%) of adults (age 25-44) reported having used artificial tanning equipment in the past 12 months.

7.4% (+/-2%) of adults (age 45-64) reported having used artificial tanning equipment in the past 12 months.

**Proportion of adults (18+) who report using artificial tanning equipment in the past 12 months, by education level, RRFSS January - December 2007**

**Table 4: Artificial Tanning (by education level)**

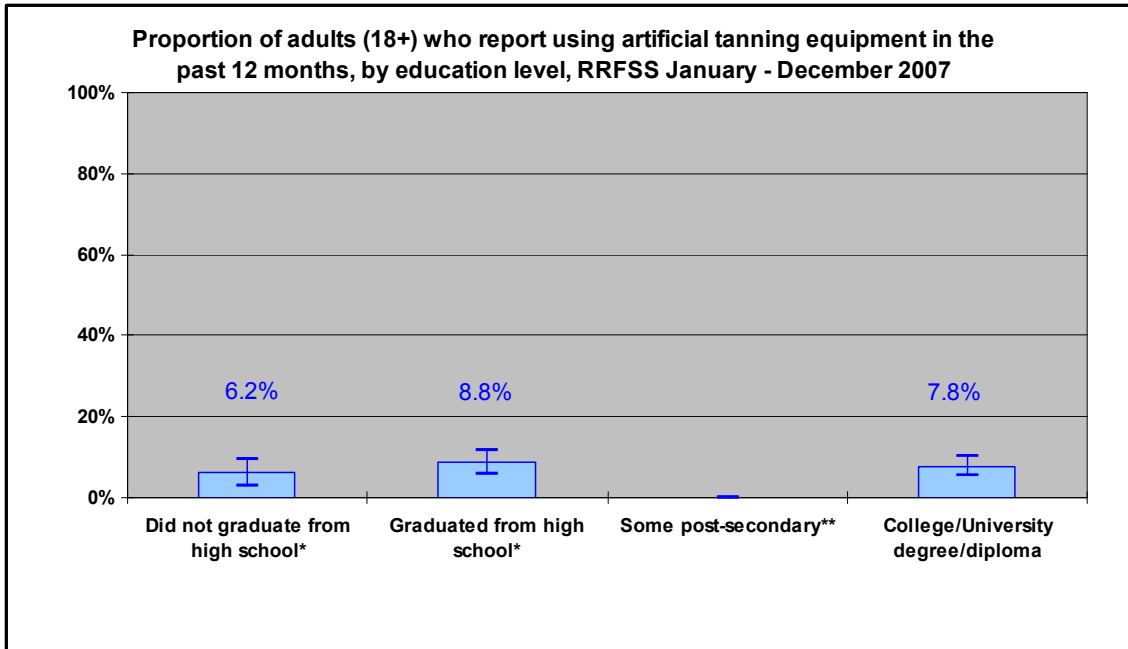
Use of artificial tanning equipment in the past 12 months	Proportion	95% upper confidence limit	95% lower confidence limit
Did not graduate from high school*	6.2%	9.6%	2.8%
Graduated from high school*	8.8%	11.8%	5.7%
Some post-secondary**	**	**	**
College/University degree/diploma	7.8%	10.2%	5.4%

\* Interpret with caution, high variability

\*\* Data not released

sample size 1114

**Figure 4: Artificial Tanning (by education level)**



**Interpretation:**

6.1%\* (+/-3%) of adults (18+) who have not graduated from high school reported having used artificial tanning equipment in the past 12 months.

8.7%\* (+/-3%) of adults (18+) who have graduated high school reported having used artificial tanning equipment in the past 12 months.

7.8% (+/-2%) of adults (18+) who have completed a college or university degree or diploma reported having used artificial tanning equipment in the past 12 months.

There were insufficient data for the release of information related to use of artificial tanning equipment for adults categorized as having completed some post-high school education.

**Among adults who report artificial tanning, # of times they have used artificial tanning equipment in the past 12 months, RRFSS January - December 2007**

**Table 5: Artificial Tanning (by frequency of use)**

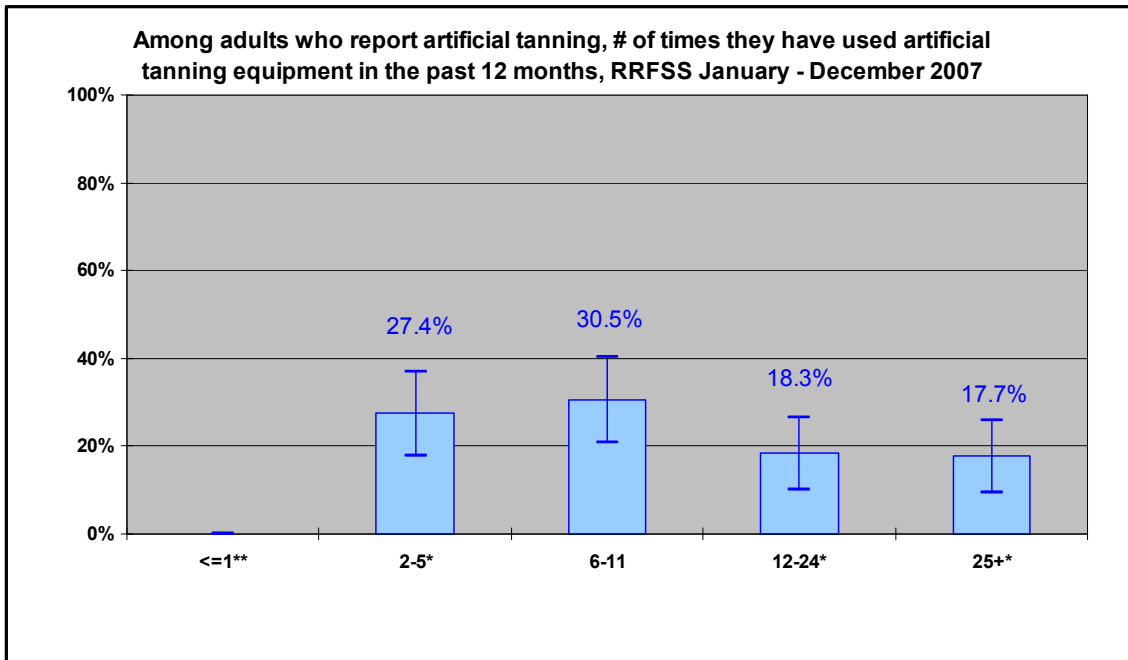
Number of times adult reports using artificial tanning equipment in the past 12 months	Proportion	95% upper confidence limit	95% lower confidence limit
<=1**	**	**	**
2-5*	27.4%	36.9%	17.9%
6-11	30.5%	40.3%	20.7%
12-24*	18.3%	26.5%	10.1%
25+*	17.7%	25.8%	9.6%

\* Interpret with caution, high variability

\*\* Data not released

sample size 86

**Figure 5: Artificial Tanning (by frequency of use)**



**Interpretation:**

27.4%\* (+/-10%) of adults who report artificial tanning 2-5 times in the past 12 months.  
 30.5% (+/-10%) of adults who report artificial tanning 6-11 times in the past 12 months.  
 18.3%\* (+/-8%) of adults who report artificial tanning 12-24 times in the past 12 months.  
 17.7%\* (+/-8%) of adults who report artificial tanning 25 or more times in the past 12 months.

There were insufficient data for the release of information related to the frequency of use of artificial tanning equipment for adults who reported having used artificial tanning equipment once in the past 12 months.

**Limitations:**

1. Questions only asked of adult residents aged 18+.
2. Telephone survey only conducted in English.
3. Results are based on self-reported behaviours.
4. (\*) indicates that results are based on small sample size, thus estimates have high variability.

**Notes:**

- 1) The numbers in the tables and graphs are weighted.
  - 2) Missing responses are not included in the analysis.
  - 3) Don't know and refused responses are analyzed according to RRFSS analysis guideline.
  - 4) Release criteria of the data are according to RRFSS analysis guideline.
- \* Interpret with caution, high variability.  
\*\* Data not released.