



## Haliburton, Kawartha, Pine Ridge District Health Unit RRFSS (2007) Familiarity with Health Unit Programs and Services

Familiarity with the Health Unit programs and services among adults (18+) in the HKPR District, RRFSS January - June 2007

**Table 1: Familiarity with Health Unit programs and services (overall)**

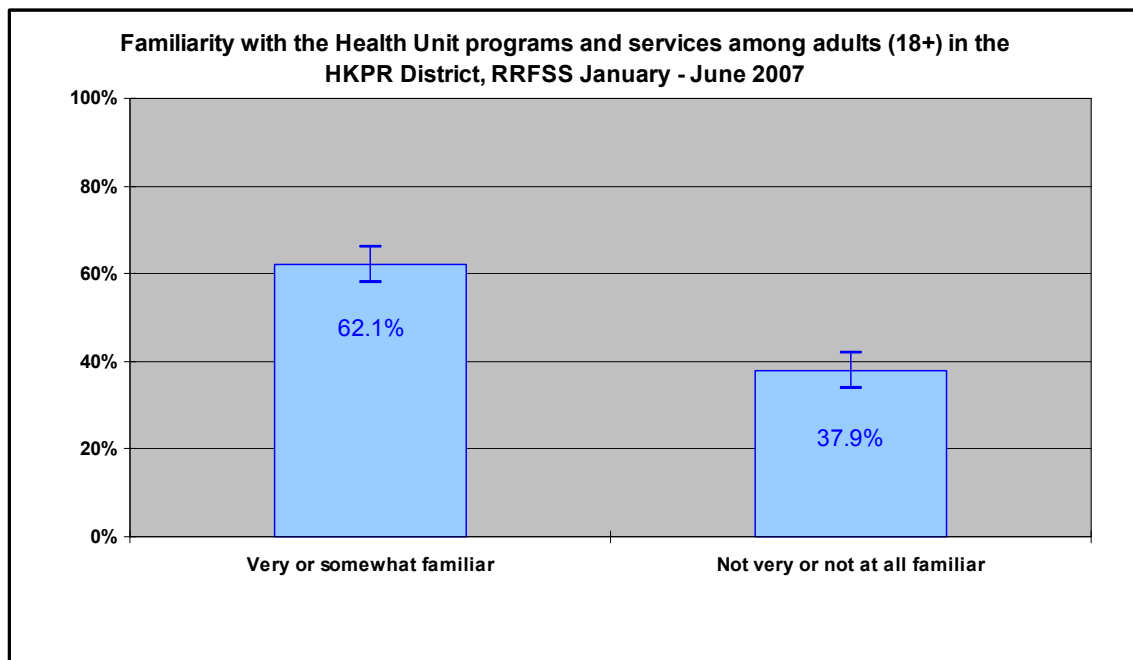
Familiarity with Health Unit programs and services	Proportion	95% upper confidence limit	95% lower confidence limit
Very or somewhat familiar	62.1%	66.0%	58.2%
Not very or not at all familiar	37.9%	41.8%	34.0%

\* Interpret with caution, high variability

\*\* Data not released

sample size 593

**Figure 1: Familiarity with Health Unit programs and services (overall)**



**Interpretation:**

62.1% (+/-4%) of adults (age 18+) reported that they are very familiar or somewhat familiar with the Health Unit programs and services.

37.9% (+/-4%) of adults (age 18+) reported that they are not very familiar or not at all familiar with the Health Unit programs and services.

**Familiarity with the Health Unit programs and services among adults (18+) in the HKPR District, by age, RRFSS January - June 2007**

**Table 2: Familiarity with Health Unit programs and services (by age)**

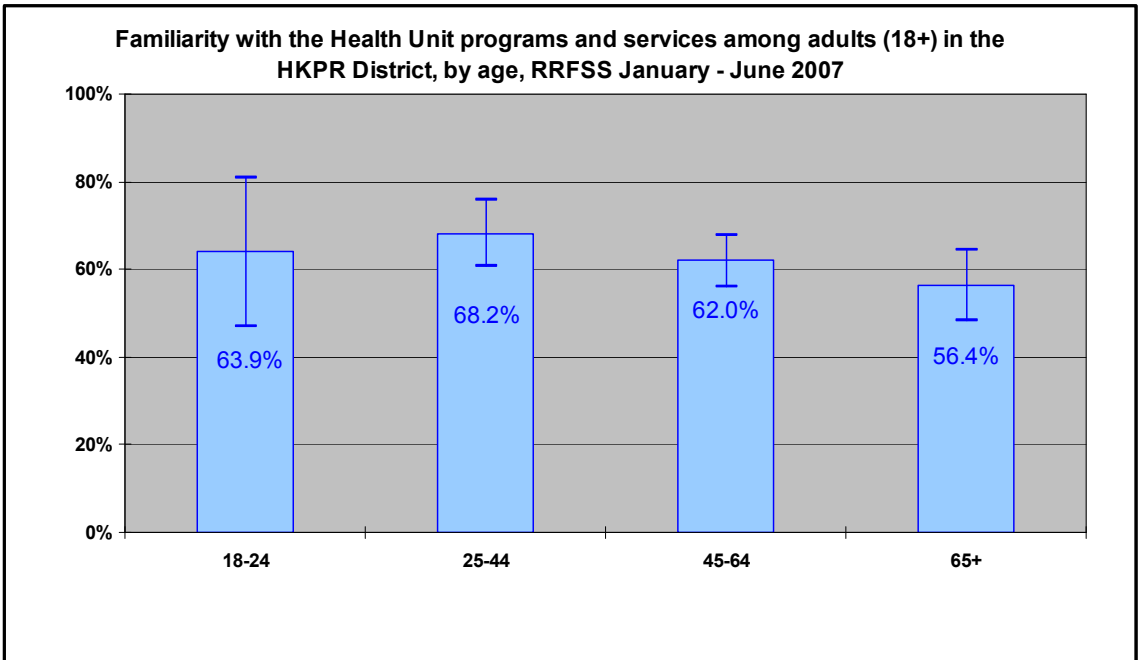
Very familiar or somewhat familiar	Proportion	95% upper confidence limit	95% lower confidence limit
18-24	63.9%	80.9%	47.0%
25-44	68.2%	75.7%	60.7%
45-64	62.0%	67.8%	56.1%
65+	56.4%	64.5%	48.2%

\* Interpret with caution, high variability

\*\* Data not released

sample size 588

**Figure 2: Familiarity with Health Unit programs and services (by age)**



**Interpretation:**

63.9% (+/-17%) of adults (age 18-24) reported that they are very familiar or somewhat familiar with the Health Unit programs and services.

68.2% (+/-7%) of adults (age 25-44) reported that they are very familiar or somewhat familiar with the Health Unit programs and services.

62.0% (+/-6%) of adults (age 45-64) reported that they are very familiar or somewhat familiar with the Health Unit programs and services.

56.4% (+/-8%) of adults (age 65+) reported that they are very familiar or somewhat familiar with the Health Unit programs and services.

**Familiarity with the Health Unit programs and services among adults (18+) in the HKPR District, by education, RRFSS January - June 2007**

**Table 3: Familiarity with Health Unit programs and services (by education)**

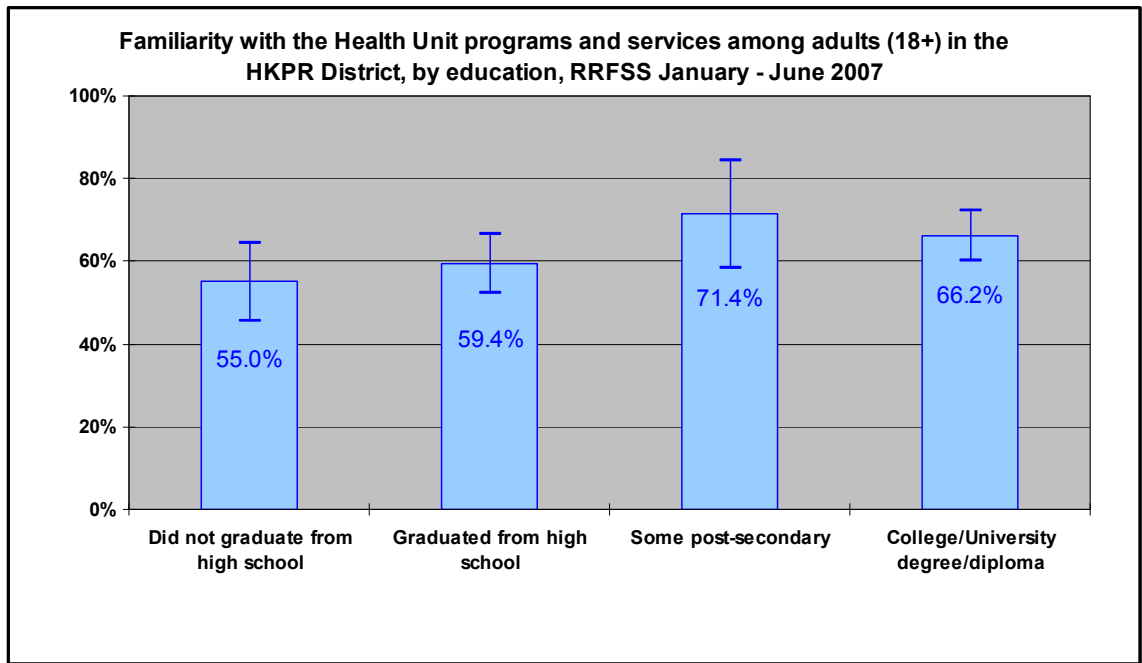
Familiarity with Health Unit programs and services	Proportion	95% upper confidence limit	95% lower confidence limit
Did not graduate from high school	55.0%	64.4%	45.6%
Graduated from high school	59.4%	66.6%	52.2%
Some post-secondary	71.4%	84.4%	58.4%
College/University degree/diploma	66.2%	72.1%	60.3%

\* Interpret with caution, high variability

\*\* Data not released

sample size 575

**Figure 3: Familiarity with Health Unit programs and services (by education)**



**Interpretation:**

55.0% (+/-9%) of adults (age 18+) who have not graduated from high school reported that they are very familiar or somewhat familiar with the Health Unit programs and services.

59.4% (+/-7%) of adults (age 18+) who have graduated from high school reported that they are very familiar or somewhat familiar with the Health Unit programs and services.

71.4% (+/-13%) of adults (age 18+) who have graduated from high school and have completed some post-secondary education reported that they are very familiar or somewhat familiar with the Health Unit programs and services.

66.2% (+/-6%) of adults (age 18+) who have completed a college or university degree or diploma reported that they are very familiar or somewhat familiar with the Health Unit programs and services.

**Limitations:**

1. Questions only asked of adult residents aged 18+.
2. Telephone survey only conducted in English.
3. Results are based on self-reported behaviours.
4. (\*) indicates that results are based on small sample size, thus estimates have high variability.

**Notes:**

- 1) The numbers in the tables and graphs are weighted.
  - 2) Missing responses are not included in the analysis.
  - 3) Don't know and refused responses are analyzed according to RRFSS analysis guideline.
  - 4) Release criteria of the data are according to RRFSS analysis guideline.
- \* Interpret with caution, high variability.  
\*\* Data not released.