



## Rapid Risk Factor Surveillance System

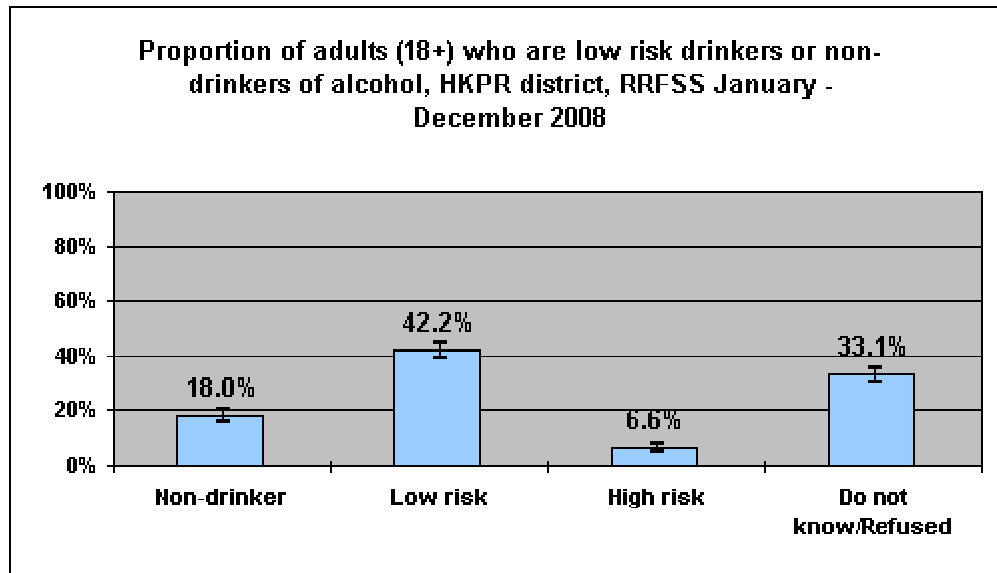
Proportion of adults (18+) who are low risk drinkers or non-drinkers of alcohol, i.e. males who drink 14 or fewer drinks per week, women who drink 9 or fewer drinks per week, HKPR district, RRFSS January – December 2008

Table 1: Alcohol use (overall)

Alcohol use	Proportion	95% upper confidence limit	95% lower confidence limit
Non-drinker	18.0%	20.2%	15.8%
Low risk	42.2%	45.0%	39.4%
High risk	6.6%	8.0%	5.2%
Do not know/Refused	33.1%	35.8%	30.5%

sample size 1202

Figure 1: Alcohol use (overall)



**Interpretation:**

18.0% (+/-2%) of adults (18+) reported that they are non-drinkers.

42.2% (+/-3%) of adults (18+) reported that they are low risk drinkers.

6.6% (+/-1%) of adults (18+) reported that they are high risk drinkers.

33.1% (+/-3%) of adults (18+) reported that they did not know how much they drank or refused to answer the question.

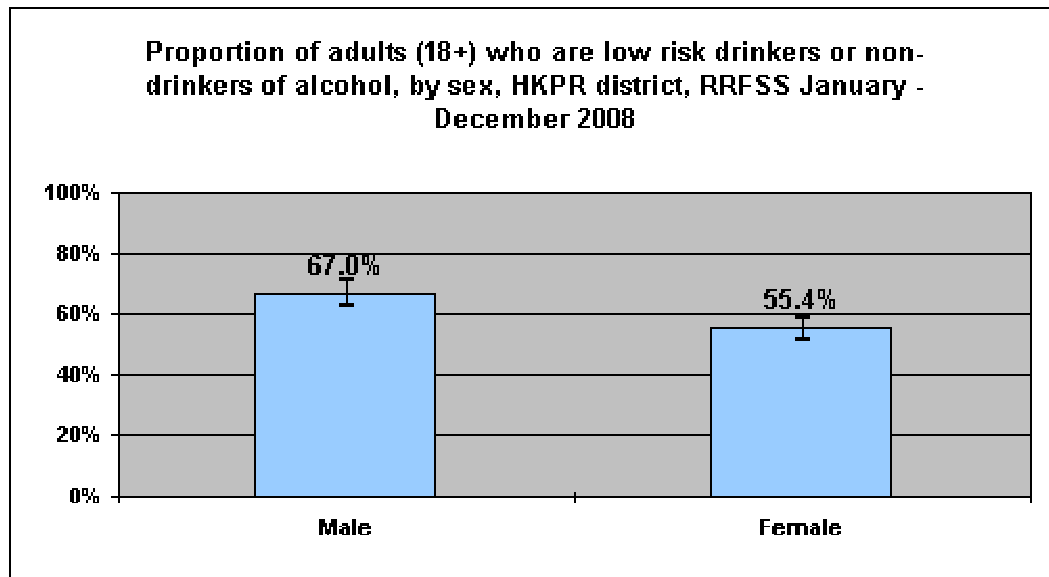
**Proportion of adults (18+) who are low risk drinkers or non-drinkers of alcohol, i.e. males who drink 14 or fewer drinks per week, women who drink 9 or fewer drinks per week, by sex, HKPR district, RRFSS January – December 2008**

**Table 2: Alcohol use (by sex)**

Low-risk drinkers or non-drinkers	Proportion	95% upper confidence limit	95% lower confidence limit
<b>Male</b>	67.0%	71.1%	62.9%
<b>Female</b>	55.4%	59.1%	51.7%

sample size 1203

**Figure 2: Alcohol use (by sex)**



**Interpretation:**

67.0% (+/-4%) of adult males (18+) reported that they are low risk drinkers or non-drinkers. 55.4% (+/-4%) of adult females (18+) reported that they are low risk drinkers or non-drinkers.

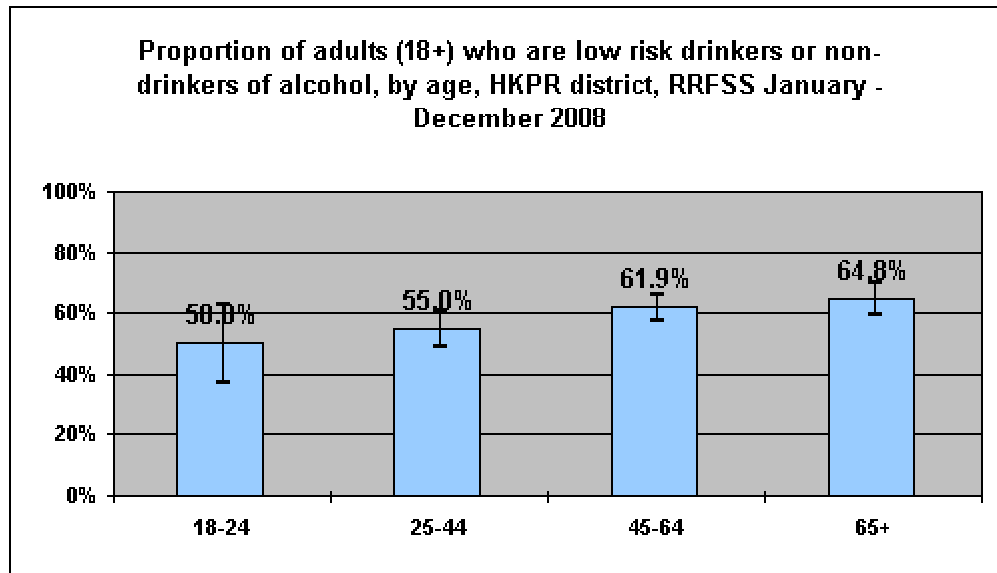
**Proportion of adults (18+) who are low risk drinkers or non-drinkers of alcohol, i.e. males who drink 14 or fewer drinks per week, women who drink 9 or fewer drinks per week, by age, HKPR district, RRFSS January – December 2008**

**Table 3: Alcohol use (by age)**

Low-risk drinkers or non-drinkers	Proportion	95% upper confidence limit	95% lower confidence limit
<b>18-24</b>	50.0%	63.0%	37.0%
<b>25-44</b>	55.0%	60.7%	49.3%
<b>45-64</b>	61.9%	66.1%	57.7%
<b>65+</b>	64.8%	70.0%	59.6%

sample size 1186

**Figure 3: Alcohol use (by age)**



**Interpretation:**

50.0% (+/-13%) of adults (age 18-24) reported that they are low risk drinkers or non-drinkers.  
 55.0% (+/-6%) of adults (age 25-44) reported that they are low risk drinkers or non-drinkers.  
 61.9% (+/-4%) of adults (age 45-64) reported that they are low risk drinkers or non-drinkers.  
 64.8% (+/-5%) of adults (age 65+) reported that they are low risk drinkers or non-drinkers.

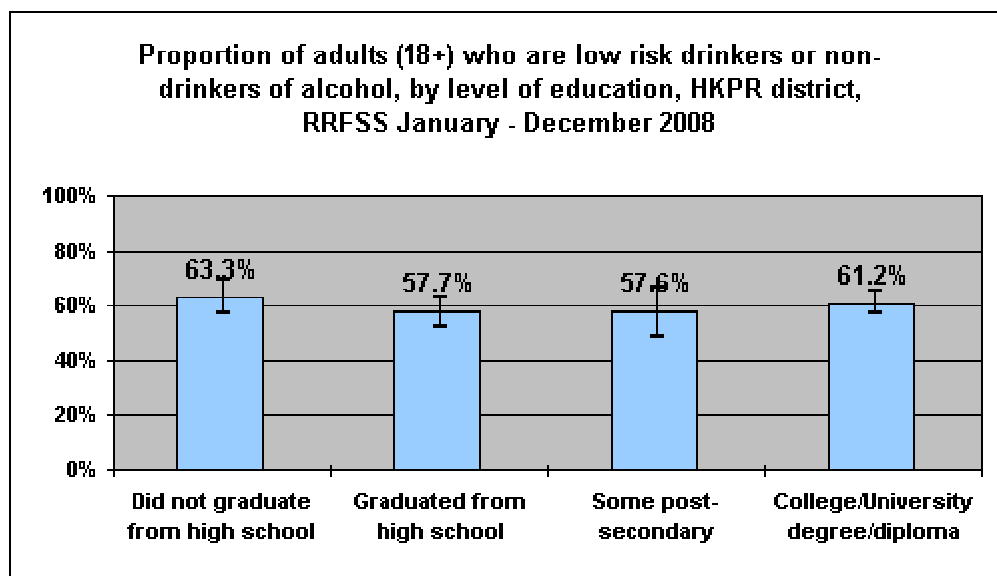
**Proportion of adults (18+) who are low risk drinkers or non-drinkers of alcohol, i.e. males who drink 14 or fewer drinks per week, women who drink 9 or fewer drinks per week, by level of education, HKPR district, RRFSS January – December 2008**

**Table 4: Alcohol use (by education)**

Low-risk drinkers or non-drinkers	Proportion	95% upper confidence limit	95% lower confidence limit
Did not graduate from high school	63.3%	69.5%	57.0%
Graduated from high school	57.7%	62.9%	52.4%
Some post-secondary	57.6%	66.5%	48.8%
College/University degree/diploma	61.2%	65.5%	56.9%

sample size 1194

**Figure 4: Alcohol use (by education)**



**Interpretation:**

63.3% (+/-7%) of adults (18+) who have not graduated from high school reported that they are low risk drinkers or non-drinkers.

57.7% (+/-5%) of adults (18+) who have graduated from high school reported that they are low risk drinkers or non-drinkers.

57.6% (+/-9%) of adults (18+) who have graduated from high school and have completed some post-secondary education reported that they are low risk drinkers or non-drinkers.

61.2% (+/-5%) of adults (18+) who have completed a college or university degree or diploma reported that they are low risk drinkers or non-drinkers.

**Limitations:**

1. Questions are only asked of adult residents aged 18+.
2. Telephone survey only conducted in English.
3. Results are based on self-reported behaviours.
4. (\*) indicates that results are based on small sample size, thus estimates have high variability.

**Notes:**

- 1) The numbers in the tables and graphs are weighted.
- 2) Missing responses are not included in the analysis.
- 3) 'Don't Know' and 'Refused' responses are analyzed according to RRFSS Analysis Guidelines.
- 4) Release criteria of the data are according to RRFSS Analysis Guidelines.  
\* Interpret with caution, high variability.  
\*\* Data not released.
- 5) The low risk drinking guidelines were developed by researchers at the University of Toronto and the Centre for Addiction and Mental Health (CAMH). The guidelines specify a weekly intake limited to 14 or fewer drinks per week for men and 9 or fewer for women.
- 6) CAMH defines one standard drink as 13.6g of alcohol or:
  - 5oz or 142 mL of wine (12% alcohol)
  - 1.5oz or 43 mL of spirits (40% alcohol)
  - 12oz or 341 mL of regular strength beer (5% alcohol)
- 7) In RRFSS, one drink is defined as 1 can or bottle of beer, 1 glass of wine, 1 can or bottle of wine cooler, 1 cocktail, or 1 shot of liquor.