



## Rapid Risk Factor Surveillance System

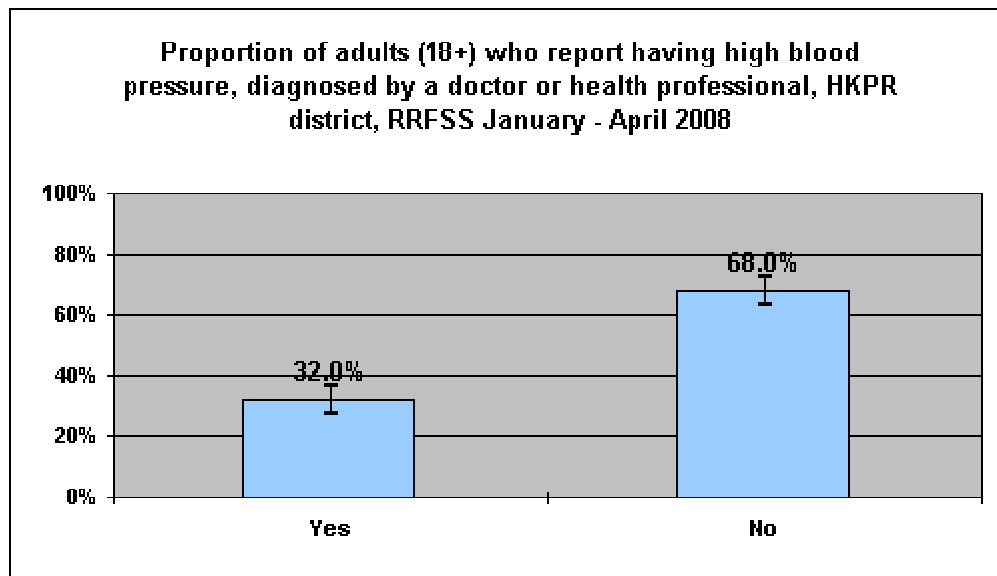
**Proportion of adults (18+) who report having high blood pressure, diagnosed by a doctor or other health care professional, HKPR district, RRFSS January – April 2008**

**Table 1: High Blood Pressure (overall)**

High blood pressure	Proportion	95% upper confidence limit	95% lower confidence limit
Yes	32.0%	36.5%	27.5%
No	68.0%	72.5%	63.5%

sample size 412

**Figure 1: High Blood Pressure (overall)**



**Interpretation:**

32.0% (+/-5%) of adults (18+) reported having high blood pressure diagnosed by a doctor or other health professional.

68.0% (+/-5%) of adults (18+) reported not having high blood pressure diagnosed by a doctor or other health professional.

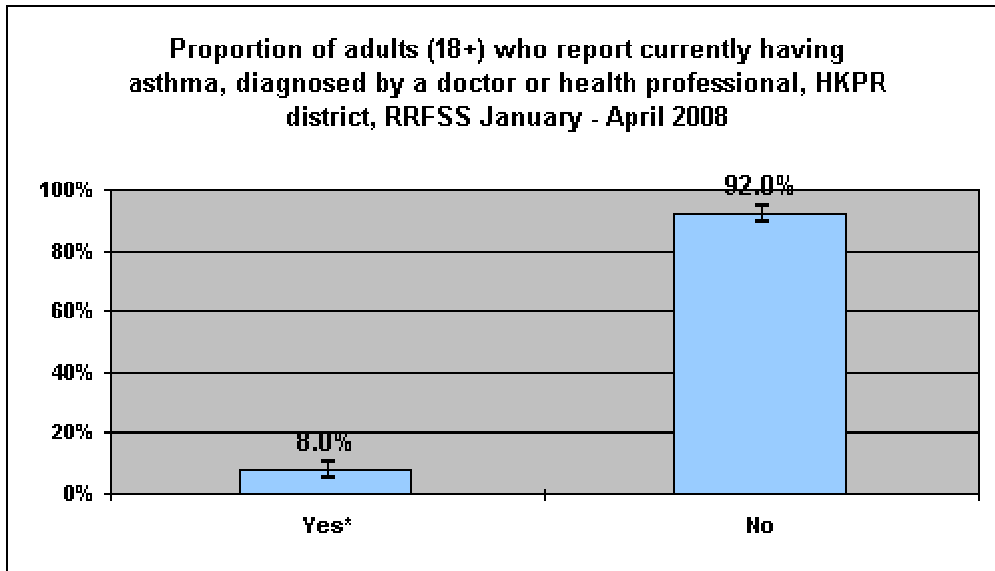
**Proportion of adults (18+) who report currently having asthma, diagnosed by a doctor or other health care professional, HKPR district, RRFSS January – April 2008**

**Table 2: Asthma**

Asthma	Proportion	95% upper confidence limit	95% lower confidence limit
Yes*	8.0%	10.6%	5.4%
No	92.0%	94.6%	89.4%

sample size 410

**Figure 2: Asthma (overall)**



**Interpretation:**

8.0%\* (+/-3%) of adults (18+) reported that they have asthma diagnosed by a doctor or other health professional.

92.0% (+/-3%) of adults (18+) reported that they do not have asthma diagnosed by a doctor or other health professional.

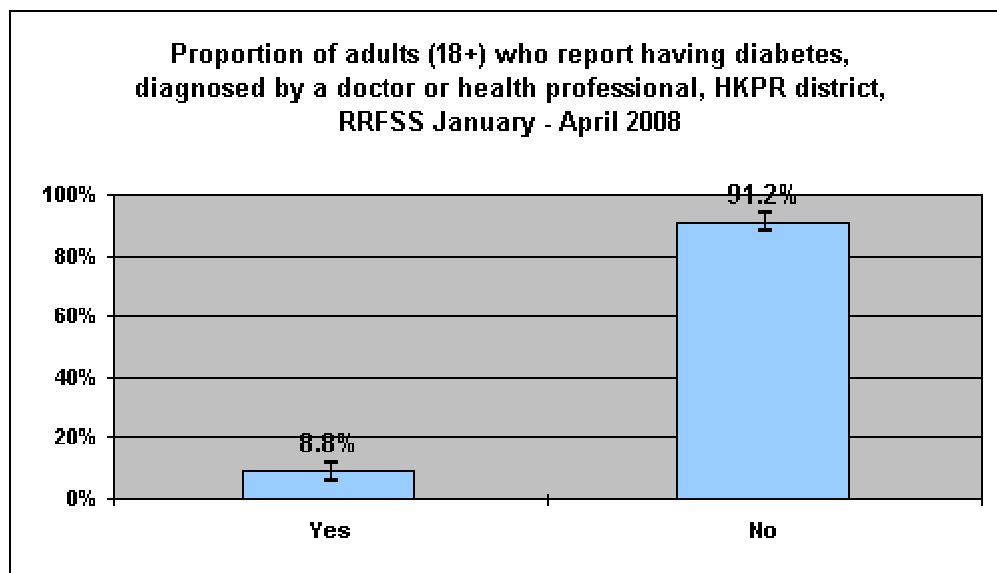
**Proportion of adults (18+) who report currently having diabetes, diagnosed by a doctor or other health care professional, HKPR district, RRFSS January – April 2008**

**Table 3: Diabetes (overall)**

Diabetes	Proportion	95% upper confidence limit	95% lower confidence limit
Yes	8.8%	11.6%	6.1%
No	91.2%	93.9%	88.4%

sample size 413

**Figure 3: Diabetes (overall)**



**Interpretation:**

8.8% (+/-3%) of adults reported that they have diabetes diagnosed by a doctor or other health professional.

91.2% (+/-3%) of adults reported that they do not have diabetes diagnosed by a doctor or other health professional.

**Limitations:**

1. Questions are only asked of adult residents aged 18+.
2. Telephone survey only conducted in English.
3. Results are based on self-reported behaviours and conditions.
4. (\*) indicates that results are based on small sample size, thus estimates have high variability.

**Notes:**

- 1) The numbers in the tables and graphs are weighted.
- 2) Missing responses are not included in the analysis.
- 3) 'Don't Know' and 'Refused' responses are analyzed according to RRFSS Analysis Guidelines.
- 4) Release criteria of the data are according to RRFSS Analysis Guidelines.

\* Interpret with caution, high variability.

\*\* Data not released.