



Rapid Risk Factor Surveillance System

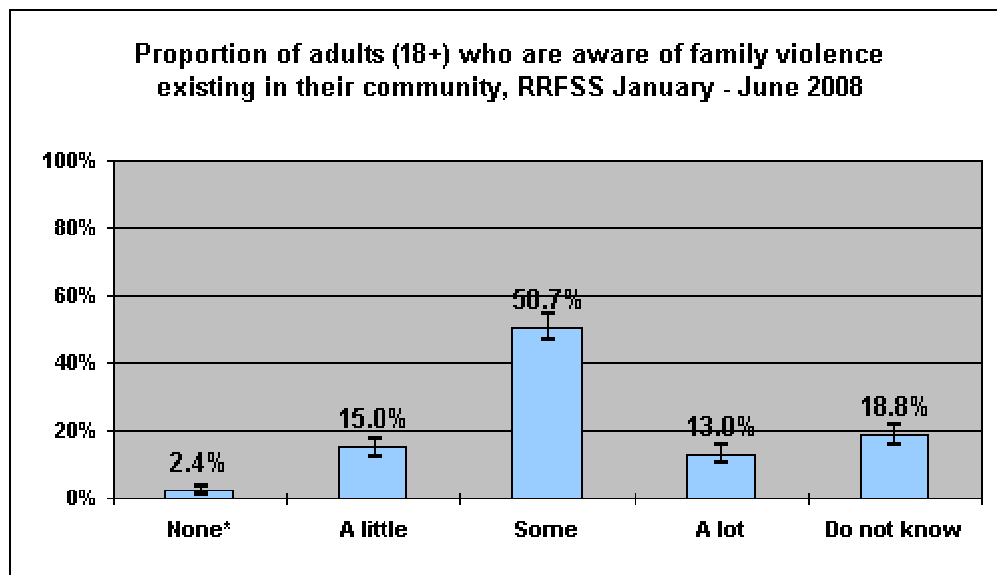
Proportion of adults (18+) who are aware of family violence existing in their community, HKPR district, RRFSS January – June 2008

Table 1: Family Violence (awareness)

Awareness of family violence	Proportion	95% upper confidence limit	95% lower confidence limit
None*	2.4%	3.6%	1.2%
A little	15.0%	17.8%	12.2%
Some	50.7%	54.7%	46.8%
A lot	13.0%	15.7%	10.4%
Do not know	18.8%	21.9%	15.7%

sample size 613

Figure 1: Family Violence (awareness)



Interpretation:

2.4%* (+/-1%) of adults (18+) reported they believe that family violence does not exist in their community.

15.0% (+/-3%) of adults (18+) reported they believe that family violence exists a little in their community.

50.7% (+/-4%) of adults (18+) reported they believe that some family violence exists in their community.

13.0% (+/-3%) of adults (18+) reported they believe a lot of family violence exists in their community.

18.8% (+/-3%) of adults (18+) reported they do not know to what extent family violence exists in their community, or if it exists at all.

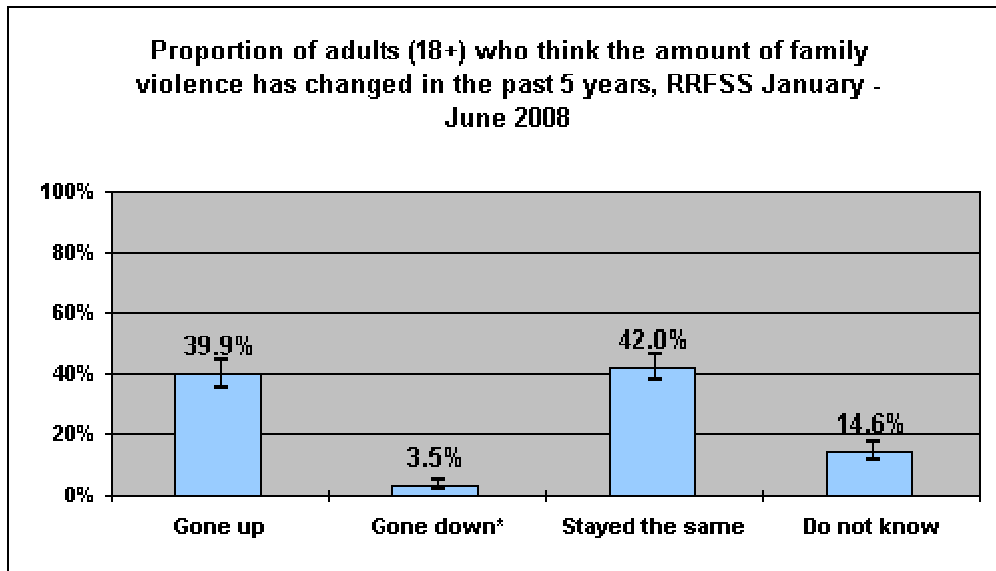
Proportion of adults (18+) who think the amount of family violence has changed in the past 5 years, HKPR district, RRFSS January – June 2008

Table 2a: Family Violence (change in the past 5 years)

Change in family violence	Proportion	95% upper confidence limit	95% lower confidence limit
Gone up	39.9%	44.2%	35.6%
Gone down*	3.5%	5.1%	1.9%
Stayed the same	42.0%	46.4%	37.7%
Do not know	14.6%	17.7%	11.5%

sample size 497

Figure 2a: Family Violence (change in the past 5 years)



Interpretation:

39.9% (+/-4%) of adults (18+) reported they believe the amount of family violence has gone up in the past 5 years.

3.5%* (+/-1%) of adults (18+) reported they believe the amount of family violence has gone down in the past 5 years.

42.0% (+/-4%) of adults (18+) reported they believe the amount of family violence has stayed the same in the past 5 years.

14.6% (+/-3%) of adults (18+) reported they do not know if the amount of family violence has changed in the past 5 years.

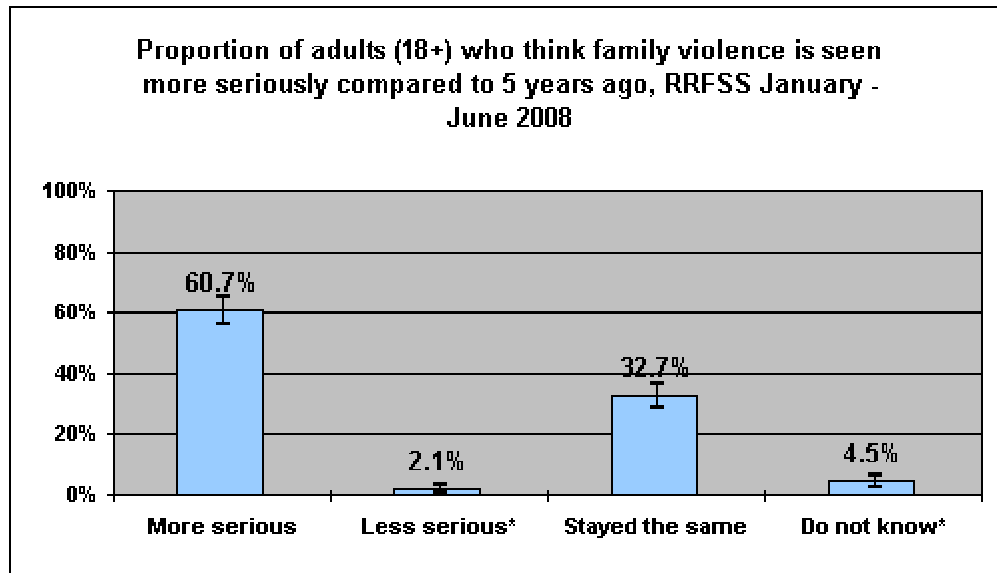
Proportion of adults (18+) who think family violence is seen more seriously compared to 5 years ago, HKPR district, RRFSS January – June 2008

Table 2b: Family Violence (change in perception compared to 5 years ago)

Perception of family violence	Proportion	95% upper confidence limit	95% lower confidence limit
More serious	60.7%	65.0%	56.4%
Less serious*	2.1%	3.4%	0.9%
Stayed the same	32.7%	36.8%	28.5%
Do not know*	4.5%	6.3%	2.6%

sample size 497

Figure 2b: Family Violence (change in perception compared to 5 years ago)



Interpretation:

60.7% (+/-4%) of adults (18+) reported they think family violence is seen more seriously compared to 5 years ago.

2.1%* (+/-1%) of adults (18+) reported they think family violence is seen less seriously compared to 5 years ago.

32.7% (+/-4%) of adults (18+) reported they think people perceive family violence the same as they perceived it 5 years ago.

4.5%* (+/-2%) of adults (18+) reported they do not know how family violence is perceived compared to 5 years ago.

Proportion of adults (18+) who think that children who see or hear violence in their own family are more likely to experience depression, HKPR district, RRFSS January – June 2008

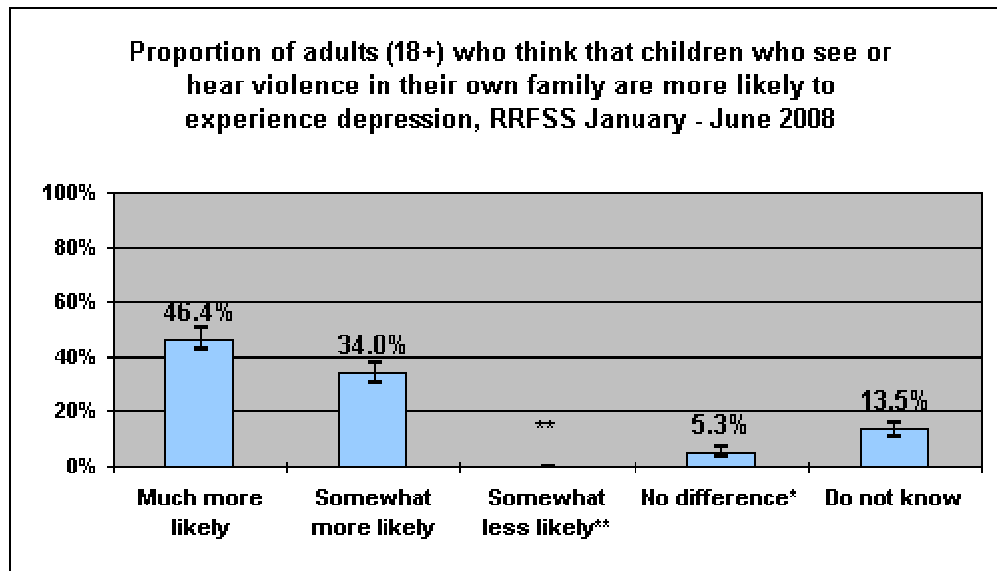
Table 3: Family Violence (depression)

Children exposed to violence in their own home likely to experience depression	Proportion	95% upper confidence limit	95% lower confidence limit
Much more likely	46.4%	50.4%	42.5%
Somewhat more likely	34.0%	37.7%	30.2%
Somewhat less likely**	**	**	**
No difference*	5.3%	7.0%	3.5%
Do not know	13.5%	16.2%	10.8%

sample size

613

Figure 3: Family Violence (depression)



Interpretation:

46.4% (+/-4%) of adults (18+) reported that children who see or hear violence in their own family are much more likely to experience depression.

34.0% (+/-3%) of adults (18+) reported that children who see or hear violence in their own family are somewhat more likely to experience depression.

5.3%* (+/-2%) of adults (18+) reported that children who see or hear violence in their own family are not more or less likely to experience depression.

13.5% (+/-1%) of adults (18+) reported that they do not know if children who see or hear violence in their own family are more or less likely to experience depression.

Proportion of adults (18+) who think that children who see or hear violence in their own family are more likely to have problems learning at school, HKPR district, RRFSS January – June 2008

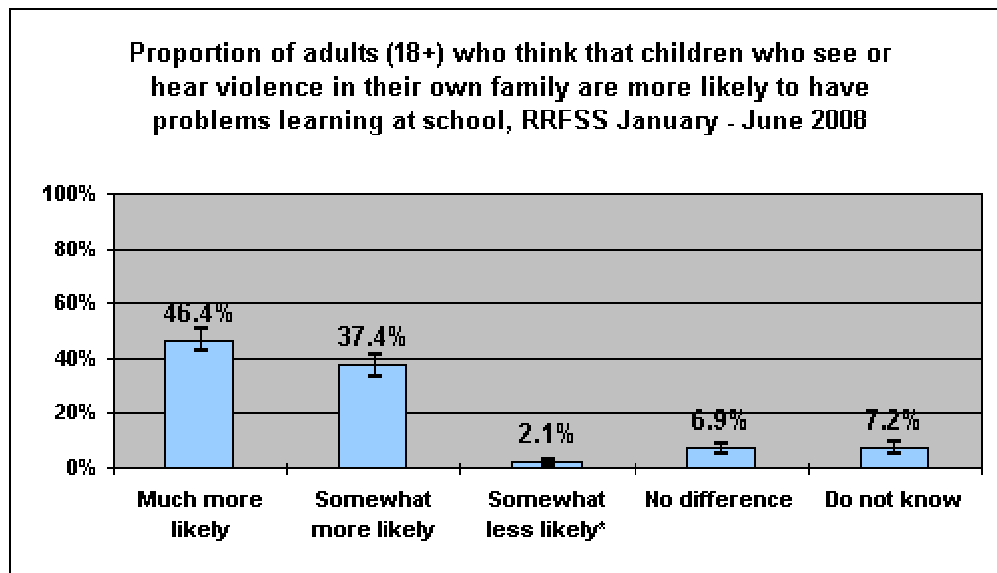
Table 4: Family Violence (problems learning at school)

Children exposed to violence in their own home likely to have problems learning at school	Proportion	95% upper confidence limit	95% lower confidence limit
Much more likely	46.4%	50.4%	42.5%
Somewhat more likely	37.4%	41.3%	33.6%
Somewhat less likely*	2.1%	3.2%	0.9%
No difference	6.9%	8.9%	4.9%
Do not know	7.2%	9.2%	5.1%

sample size

613

Figure 4: Family Violence (problems learning at school)



Interpretation:

46.4% (+/-4%) of adults (18+) reported that children (who see or hear violence in their own family) are much more likely to have problems learning at school.

37.4% (+/-4%) of adults (18+) reported that children (who see or hear violence in their own family) are somewhat more likely to have problems learning at school.

2.1%* (+/-1%) of adults (18+) reported that children (who see or hear violence in their own family) are somewhat less likely to have problems learning at school.

6.9% (+/-2%) of adults (18+) reported that children (who see or hear violence in their own family) are not more or less likely to have problems learning at school.

7.2% (+/-2%) of adults (18+) reported they do not know if children (who see or hear violence in their own family) are more or less likely to have problems learning at school.

Proportion of adults (18+) who think that children who see or hear violence in their own family are more likely to have problems getting along with other children, HKPR district, RRFSS January – June 2008

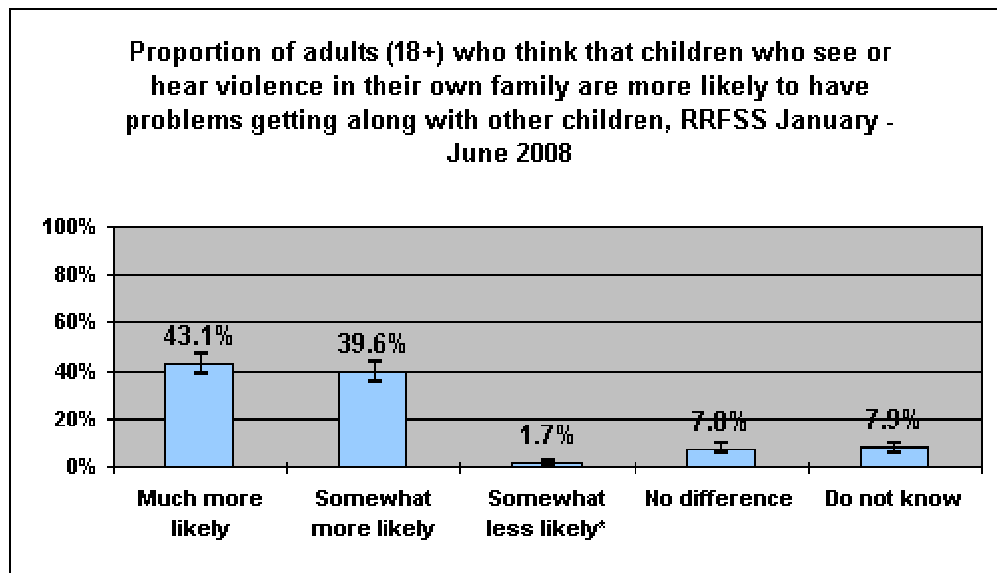
Table 5: Family Violence (relationships with other children)

Children exposed to violence in their own home likely to have problems getting along with other children	Proportion	95% upper confidence limit	95% lower confidence limit
Much more likely	43.1%	47.0%	39.2%
Somewhat more likely	39.6%	43.4%	35.7%
Somewhat less likely*	1.7%	2.8%	0.7%
No difference	7.8%	9.9%	5.6%
Do not know	7.9%	10.0%	5.7%

sample size

612

Figure 5: Family Violence (relationships with other children)



Interpretation:

43.1% (+/-4%) of adults (18+) reported that children who see or hear violence in their own family are much more likely to have problems getting along with other children.

39.6% (+/-4%) of adults (18+) reported that children who see or hear violence in their own family are somewhat more likely to have problems getting along with other children.

1.7%* (+/-1%) of adults (18+) reported that children who see or hear violence in their own family are somewhat less likely to have problems getting along with other children.

7.8% (+/-2%) of adults (18+) reported that children who see or hear violence in their own family are not more or less likely to have problems getting along with other children.

7.9% (+/-2%) of adults (18+) reported they do not know if children who see or hear violence in their own family are more or less likely to have problems getting along with other children.

Limitations:

1. Questions are only asked of adult residents aged 18+.
2. Telephone survey only conducted in English.
3. Results are based on self-reported behaviours.
4. (*) indicates that results are based on small sample size, thus estimates have high variability.

Notes:

- 1) The numbers in the tables and graphs are weighted.
 - 2) Missing responses are not included in the analysis.
 - 3) 'Don't Know' and 'Refused' responses are analyzed according to RRFSS Analysis Guidelines.
 - 4) Release criteria of the data are according to RRFSS Analysis Guidelines.
- * Interpret with caution, high variability.
** Data not released.
- 5) In RRFSS, "Family Violence covers several forms of abuse such as physical, sexual, and emotional abuse and can occur between anyone who is part of a family."