



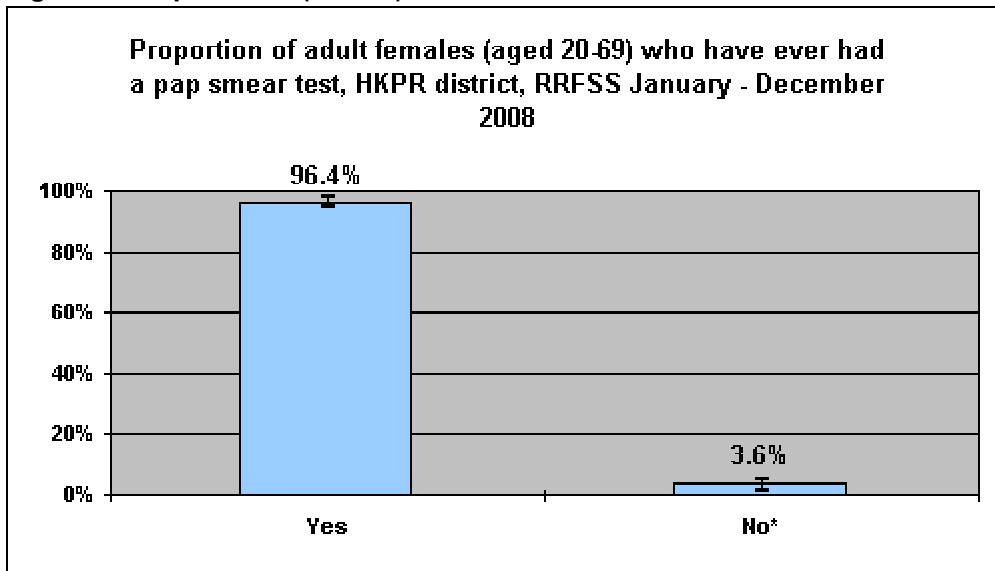
**Proportion of adult females (aged 20-69) who have ever had a pap smear test, HKPR district, RRFSS January – December 2008**

**Table 1a: Pap Smears (overall)**

Ever had a pap smear test	Proportion	95% upper confidence limit	95% lower confidence limit
<b>Yes</b>	96.4%	97.9%	94.8%
<b>No*</b>	3.6%	5.2%	1.6%

sample size 537

**Figure 1a: Pap Smears (overall)**



**Interpretation:**

96.4% (+/-2%) of adult females (aged 20-69) have ever had a pap smear test.  
 3.6%\* (+/-2%) of adult females (aged 20-69) have never had a pap smear test.

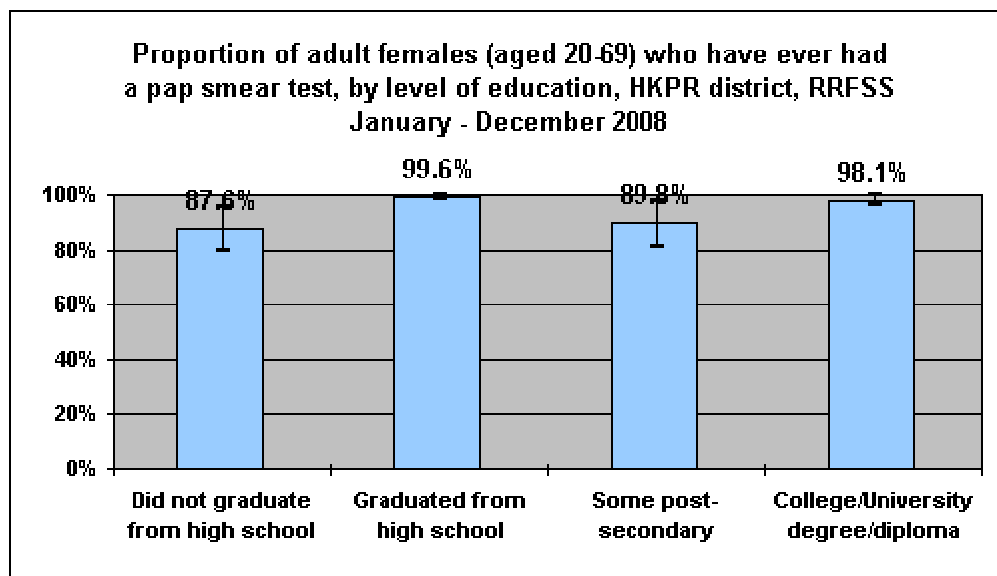
**Proportion of adult females (aged 20-69) who have ever had a pap smear test, by level of education, HKPR district, RRFSS January – December 2008**

**Table 1b: Pap Smears (by education level)**

Ever had a pap smear test	Proportion	95% upper confidence limit	95% lower confidence limit
Did not graduate from high school	87.6%	95.5%	79.7%
Graduated from high school	99.6%	100.0%	98.5%
Some post-secondary	89.8%	98.1%	81.5%
College/University degree/diploma	98.1%	99.7%	96.5%

sample size 535

**Figure 1b: Pap Smears (by education level)**



**Interpretation:**

87.6% (+/-8%) of adult females (aged 20-69) who did not graduate from high school have ever had a pap smear test.

99.6% (+/-1%) of adult females (aged 20-69) who graduated from high school have ever had a pap smear test.

89.8% (+/-8%) of adult females (aged 20-69) who have some post-secondary education have ever had a pap smear test.

98.1% (+/-2%) of adult females (aged 20-69) who have a college diploma or university degree have ever had a pap smear test.

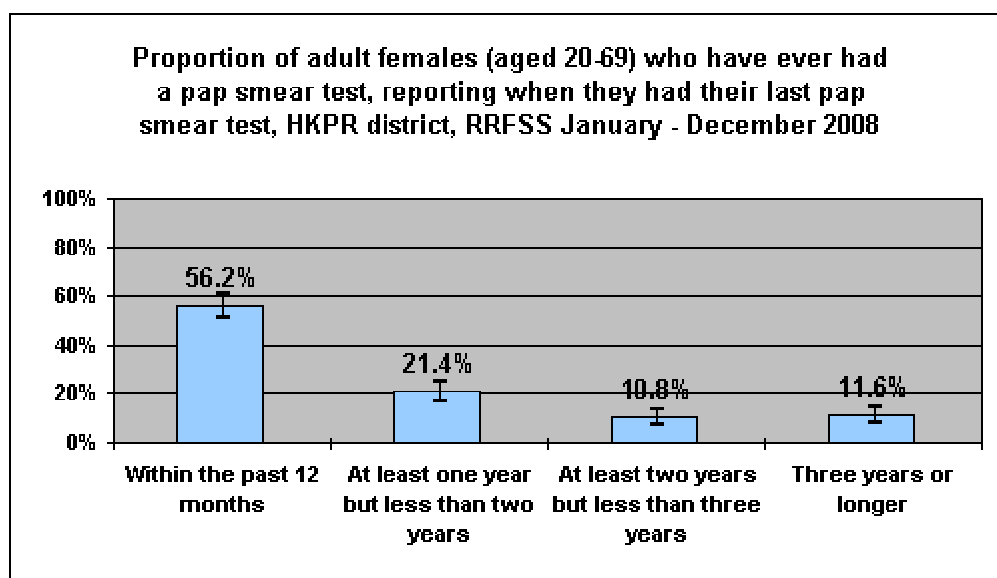
**Proportion of adult females (aged 20-69) who have ever had a pap smear test, reporting when they had their last pap smear test, HKPR district, RRFSS January – December 2008**

**Table 2: Pap Smears (most recent pap test)**

Last pap smear test	Proportion	95% upper confidence limit	95% lower confidence limit
Within the past 12 months	56.2%	61.1%	51.3%
At least one year but less than two years	21.4%	25.5%	17.4%
At least two years but less than three years	10.8%	13.9%	7.7%
Three years or longer	11.6%	14.8%	8.4%

sample size 393

**Figure 2: Pap Smears (most recent pap test)**



**Interpretation:**

56.2% (+/-5%) of adult females (aged 20-69) who have ever had a pap smear test had the test within the past 12 months.

21.4% (+/-4%) of adult females (aged 20-69) who have ever had a pap smear test had the test at least one year ago but less than two years.

10.8% (+/-3%) of adult females (aged 20-69) who have ever had a pap smear test had the test at least two years ago but less than three years.

11.6% (+/-3%) of adult females (aged 20-69) who ever had a pap smear test had the test three or more years ago.

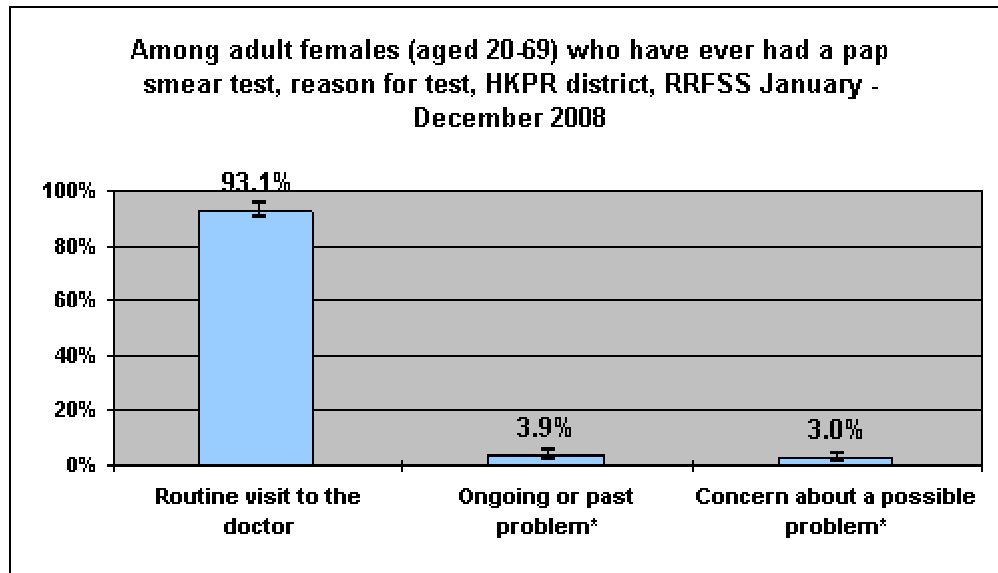
**Among adult females (aged 20-69) who have ever had a pap smear test, reason for test, HKPR district, RRFSS January – December 2008**

**Table 3: Pap Smears (reason for pap test)**

Reason for most recent pap smear test	Proportion	95% upper confidence limit	95% lower confidence limit
Routine visit to the doctor	93.1%	95.6%	90.6%
Ongoing or past problem*	3.9%	5.9%	2.0%
Concern about a possible problem*	3.0%	4.7%	1.3%

sample size 391

**Figure 3: Pap Smears (reason for pap test)**



**Interpretation:**

93.1% (+/-3%) of adult females (aged 20-69) had a pap smear test during a routine visit to the doctor.

3.9%\* (+/-2%) of adult females (aged 20-69) had a pap smear test done because of an ongoing or past problem.

3.0%\* (+/-2%) of adult females (aged 20-69) had a pap smear test because they were concerned about a possible problem.

**Limitations:**

1. Questions are only asked of adult residents aged 18+.
2. Telephone survey only conducted in English.
3. Results are based on self-reported behaviours.
4. (\*) indicates that results are based on small sample size, thus estimates have high variability.

**Notes:**

- 1) The numbers in the tables and graphs are weighted.
  - 2) Missing responses are not included in the analysis.
  - 3) 'Don't Know' and 'Refused' responses are analyzed according to RRFSS Analysis Guidelines.
  - 4) Release criteria of the data are according to RRFSS Analysis Guidelines.
- \* Interpret with caution, high variability.  
\*\* Data not released.
- 5) Women who have had a partial or complete hysterectomy were excluded from the analysis for the data shown in Figure 2.
  - 6) Current Ontario screening guidelines may be found at the following website:  
[http://www.cancer.ca/ontario/prevention/get%20screened/od-ontario%20cervical%20cancer%20screening%20programs.aspx?sc\\_lang=en](http://www.cancer.ca/ontario/prevention/get%20screened/od-ontario%20cervical%20cancer%20screening%20programs.aspx?sc_lang=en)