



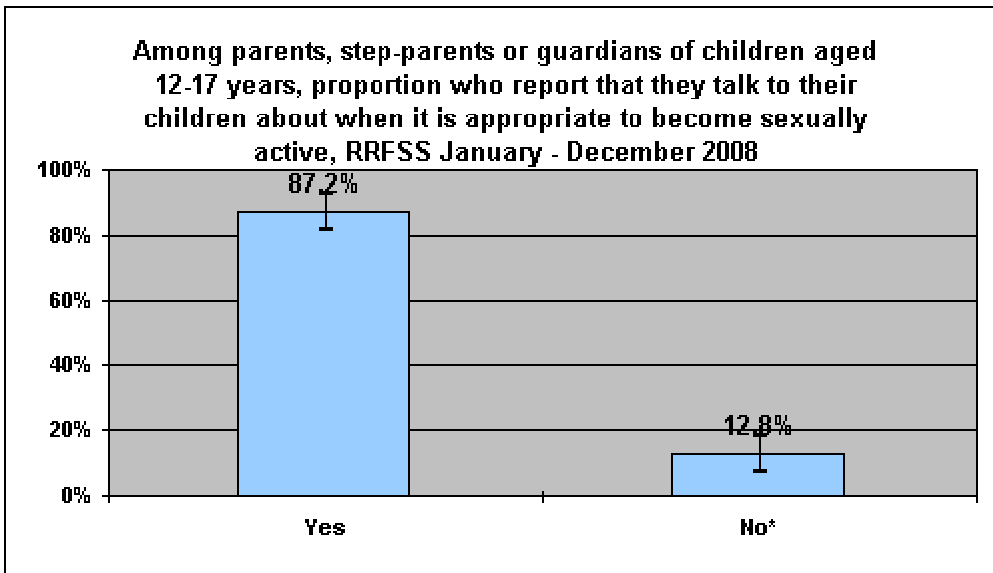
Among parents, step-parents or guardians of children aged 12-17 years, proportion who report that they talk to their children about when it is appropriate to become sexually active, HKPR district, RRFSS January – December 2008

Table 1: Sexual Education – Youth (discuss with children)

Adults who talk with children about sexual debut	Proportion	95% upper confidence limit	95% lower confidence limit
Yes	87.2%	92.4%	81.9%
No*	12.8%	18.1%	7.6%

sample size 156

Figure 1: Sexual Education – Youth (discuss with children)_



Interpretation:

87.2% (+/-5%) of parents, step-parents or guardians of children aged 12-17 years reported that they talk to their children about when it is appropriate to become sexually active.
 12.8%* (+/-5%) of parents, step-parents or guardians of children aged 12-17 years reported that they do not talk to their children about when it is appropriate to become sexually active.

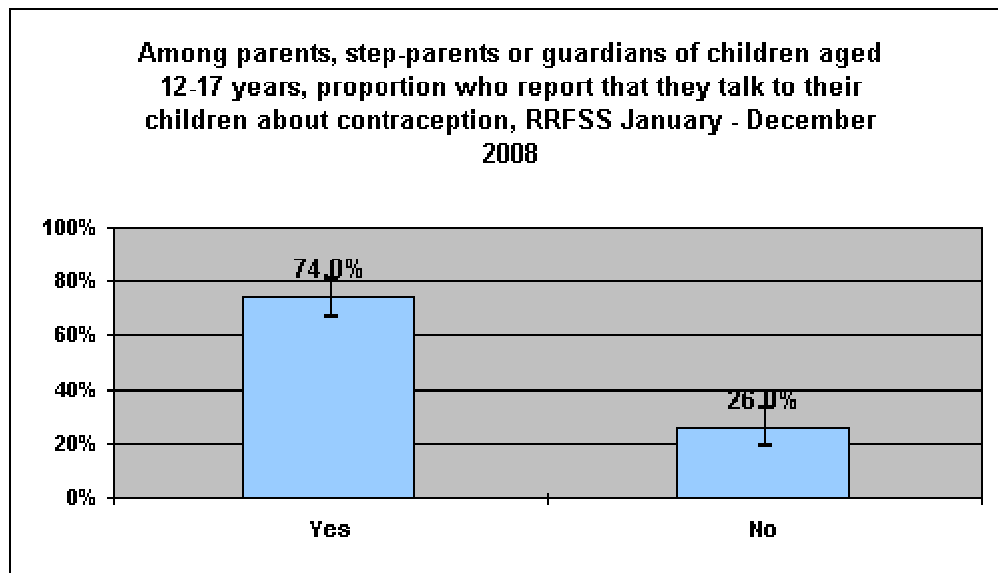
Among parents, step-parents or guardians of children aged 12-17 years, proportion who report that they talk to their children about contraception, HKPR district, RRFSS January – December 2008

Table 2: Sexual Education – Youth (contraception)

Self-reported general health excellent or very good	Proportion	95% upper confidence limit	95% lower confidence limit
Yes	74.0%	80.7%	67.2%
No	26.0%	32.8%	19.3%

sample size 165

Figure 2: Sexual Education – Youth (contraception)



Interpretation:

74.0% (+/-7%) of parents, step-parents or guardians of children aged 12-17 years reported that they talk to their children about contraception.

26.0% (+/-7%) of parents, step-parents or guardians of children aged 12-17 years reported that they do not talk to their children about contraception.

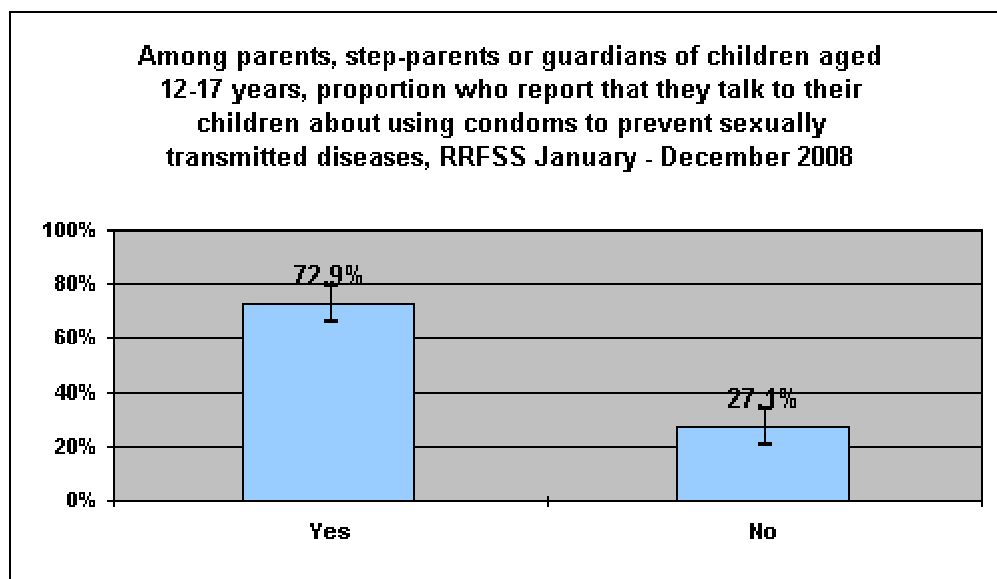
Among parents, step-parents or guardians of children aged 12-17 years, proportion who report that they talk to their children about using condoms to prevent sexually transmitted diseases (STDs), HKPR district, RRFSS January – December 2008

Table 3: Sexual Education – Youth (STDs)

Adults who talk with children about condom use to prevent STDs	Proportion	95% upper confidence limit	95% lower confidence limit
Yes	72.9%	79.7%	66.1%
No	27.1%	33.9%	20.3%

sample size 164

Figure 3: Sexual Education – Youth (STDs)



Interpretation:

72.9% (+/-7%) of parents, step-parents or guardians of children aged 12-17 years reported that they talk to their children about using condoms to prevent sexually transmitted diseases.

27.1% (+/-7%) of parents, step-parents or guardians of children aged 12-17 years reported that they do not talk to their children about using condoms to prevent sexually transmitted diseases.

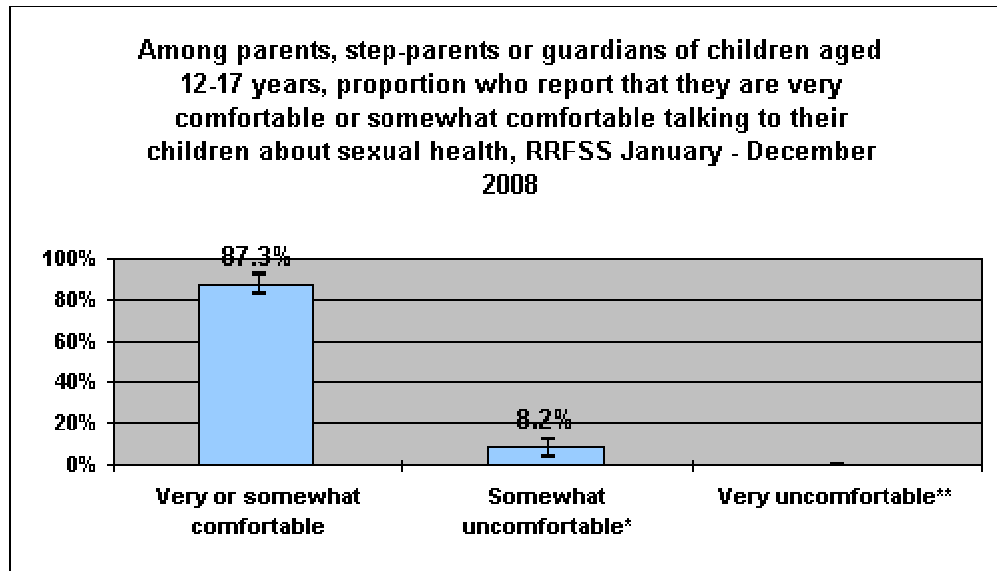
Among parents, step-parents or guardians of children aged 12-17 years, proportion who report that they are very comfortable or somewhat comfortable talking to their children about sexual health, HKPR district, RRFSS January – December 2008

Table 4: Sexual Education – Youth (comfortable talking about)

Adults talking to children about sexual health	Proportion	95% upper confidence limit	95% lower confidence limit
Very or somewhat comfortable	87.3%	92.4%	82.3%
Somewhat uncomfortable*	8.2%	12.4%	4.0%
Very uncomfortable**	**	**	**

sample size 167

Figure 4: Sexual Education – Youth (comfortable talking about)



Interpretation:

87.3% (+/-5%) parents, step-parents or guardians of children aged 12-17 years reported that they are very or somewhat comfortable talking to their children about sexual health.

8.2%* (+/-4%) parents, step-parents or guardians of children aged 12-17 years reported that they are somewhat uncomfortable talking to their children about sexual health.

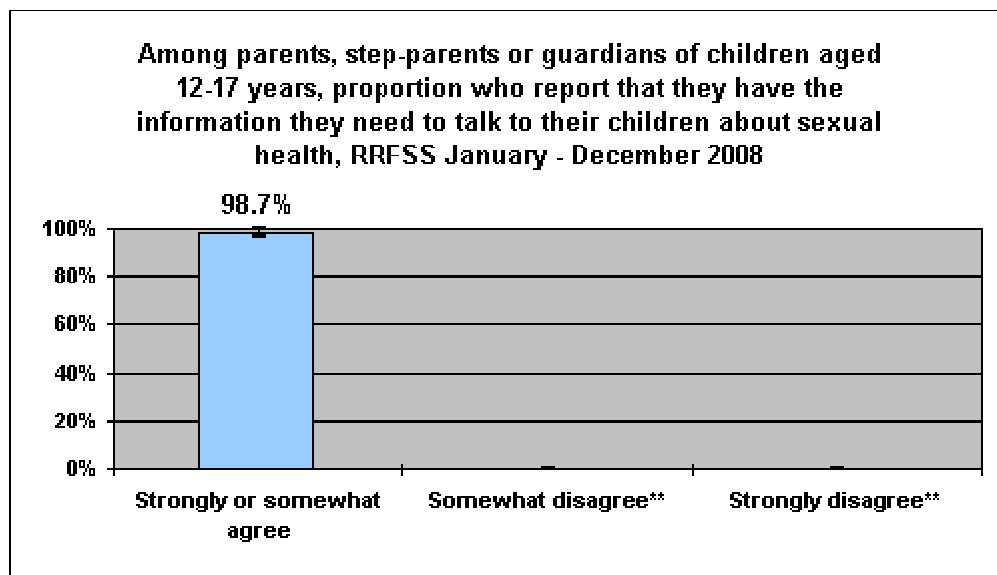
Among parents, step-parents or guardians of children aged 12-17 years, proportion who report that they have the information that they need to talk to talk to their children about sexual health, HKPR district, RRFSS January – December 2008

Table 5: Sexual Education – Youth (information)

Adults have information about sexual health	Proportion	95% upper confidence limit	95% lower confidence limit
Strongly or somewhat agree	98.7%	100.0%	97.0%
Somewhat disagree**	**	**	**
Strongly disagree**	**	**	**

sample size 166

Figure 5: Sexual Education – Youth (information)



Interpretation:

98.7% (+/-2%) of parents, step-parents or guardians of children aged 12-17 years reported that they strongly or somewhat agree that they have the information they need to talk to their children about sexual health.

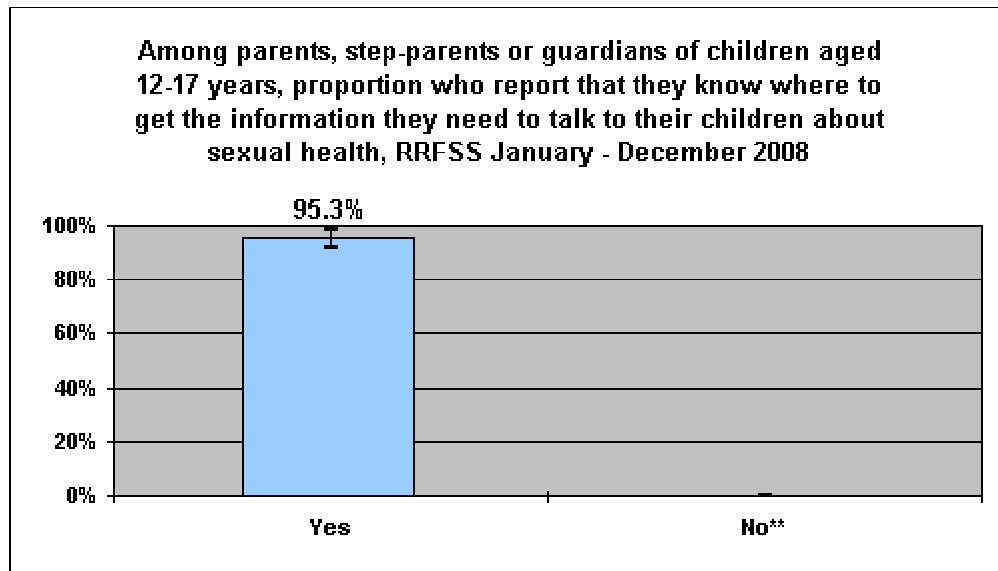
Among parents, step-parents or guardians of children aged 12-17 years, proportion who report that they know where to get information they need to talk to their children about sexual health, HKPR district, RRFSS January – December 2008

Table 6: Sexual Education – Youth (where to get information)

Adults know where to get information	Proportion	95% upper confidence limit	95% lower confidence limit
Yes	95.3%	98.5%	92.1%
No**	**	**	**

sample size 169

Figure 6: Sexual Education – Youth (where to get information)



Interpretation:

95.3% (+/-3%) of parents, step-parents or guardians of children aged 12-17 years reported that they know where to get the information they need to talk to their children about sexual health.

Limitations:

1. Questions are only asked of adult residents aged 18+.
2. Telephone survey only conducted in English.
3. Results are based on self-reported behaviours.
4. (*) indicates that results are based on small sample size, thus estimates have high variability.

Notes:

- 1) The numbers in the tables and graphs are weighted.
 - 2) Missing responses are not included in the analysis.
 - 3) 'Don't Know' and 'Refused' responses are analyzed according to RRFSS Analysis Guidelines.
 - 4) Release criteria of the data are according to RRFSS Analysis Guidelines.
- * Interpret with caution, high variability.
** Data not released.
- 5) Questions were only asked of respondents who indicated they are a parent, step-parent or guardian of a child between the ages of 12 to 17.