



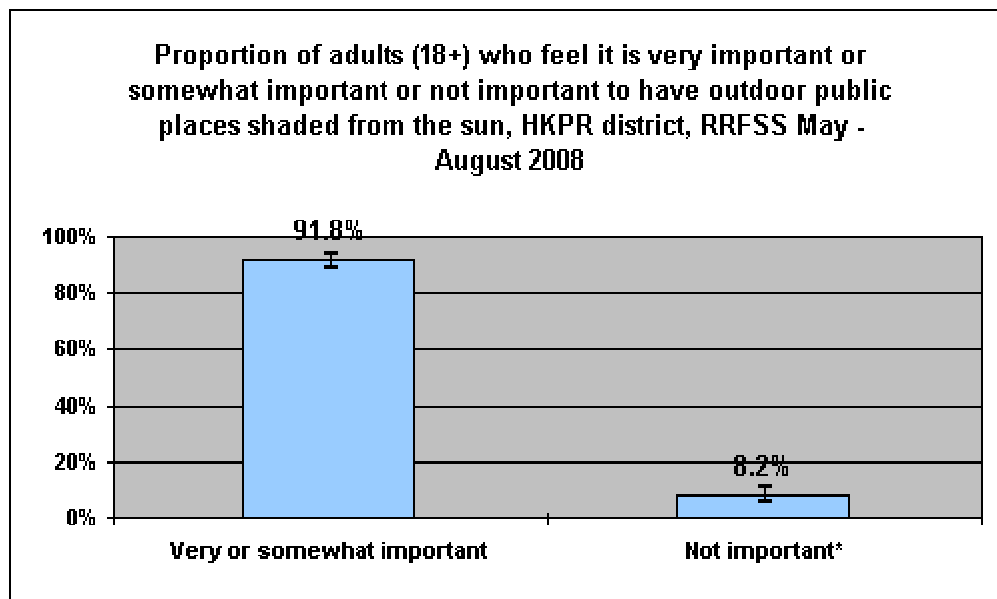
## Proportion of adults (18+) who feel it is very important or somewhat important to have outdoor public places shaded from the sun, HKPR district, RRFSS May – August 2008

Table 1: Shade (importance)

Support for shade in outdoor public places	Proportion	95% upper confidence limit	95% lower confidence limit
Very or somewhat important	91.8%	94.5%	89.1%
Not important*	8.2%	10.9%	5.5%

sample size 406

Figure 1: Shade (importance)



### Interpretation:

91.8% (+/-3%) of adults (18+) feel it is very important or somewhat important to have outdoor public places shaded from the sun.

8.2%\* (+/-3%) of adults (18+) feel it is not important to have outdoor public places shaded from the sun.

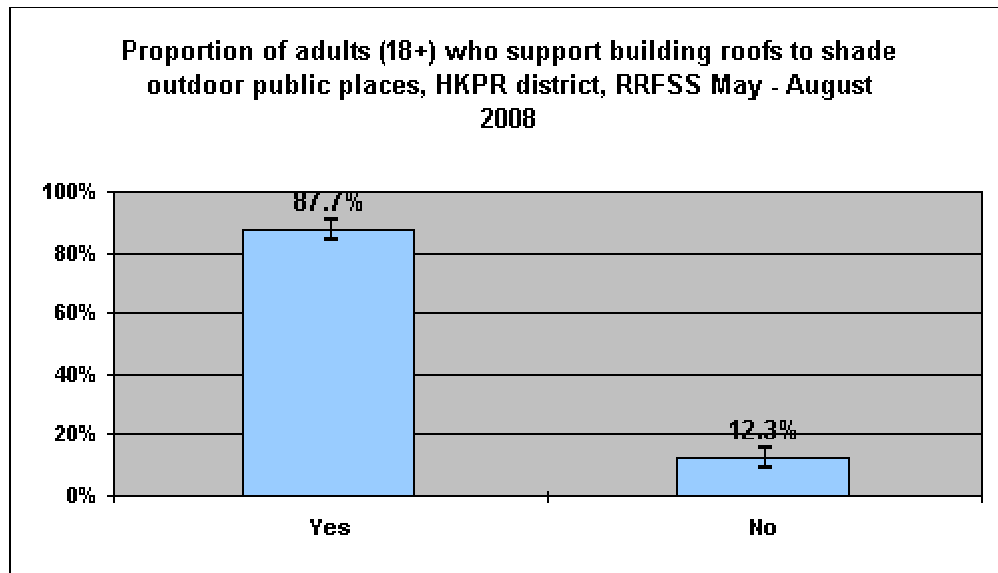
**Proportion of adults (18+) who support building roofs to shade outdoor public places, HKPR district, RRFSS May – August 2008**

**Table 2: Shade (support for building roofs)**

Support for building roofs to shade outdoor places	Proportion	95% upper confidence limit	95% lower confidence limit
<b>Yes</b>	87.7%	91.0%	84.5%
<b>No</b>	12.3%	15.5%	9.0%

sample size 397

**Figure 2: Shade (support for building roofs)**



**Interpretation:**

87.7% (+/-3%) of adults (18+) support building roofs to shade outdoor public places.

12.3% (+/-3%) of adults (18+) do not support building roofs to shade outdoor public places.

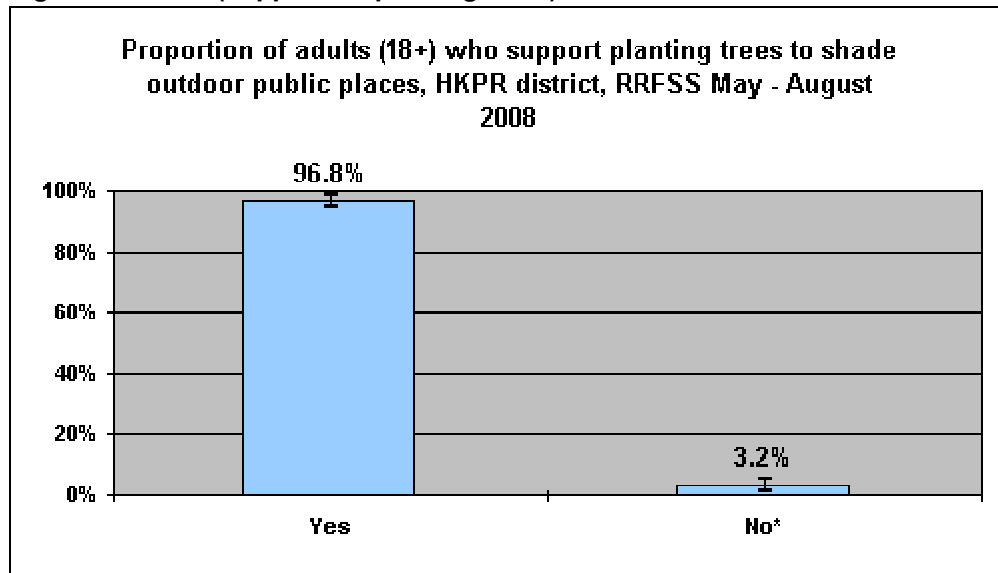
**Proportion of adults (18+) who support planting trees to shade outdoor public places, HKPR district, RRFSS May – August 2008**

**Table 3: Shade (support for planting trees)**

Support for planting trees to shade outdoor places	Proportion	95% upper confidence limit	95% lower confidence limit
<b>Yes</b>	96.8%	98.5%	95.0%
<b>No*</b>	3.2%	5.0%	1.5%

sample size 408

**Figure 3: Shade (support for planting trees)**



**Interpretation:**

96.8% (+/-2%) of adults (18+) support planting trees to shade outdoor public places.  
 3.2%\* (+/-2%) of adults (18+) do not support planting trees to shade outdoor public places.

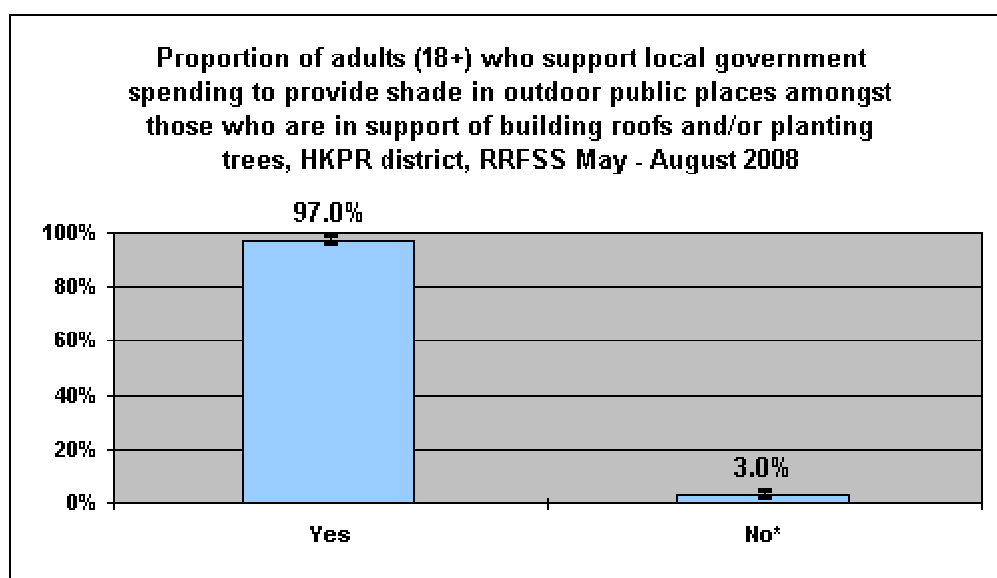
**Proportion of adults (18+) who support local government spending to provide shade in outdoor public places, HKPR district, RRFSS May – August 2008**

**Table 4: Shade (support for local government spending)**

Support for local government spending to provide shade	Proportion	95% upper confidence limit	95% lower confidence limit
Yes	97.0%	98.7%	95.4%
No*	3.0%	4.6%	1.3%

sample size 393

**Figure 4: Shade (support for local government spending)**



**Interpretation:**

97.0% (+/-2%) of adults (18+) support local government spending to provide shade in outdoor public places.

3.0%\* (+/-2%) of adults (18+) do not support local government spending to provide shade in outdoor public places.

**Limitations:**

1. Questions are only asked of adult residents aged 18+.
2. Telephone survey only conducted in English.
3. Results are based on self-reported behaviours.
4. (\*) indicates that results are based on small sample size, thus estimates have high variability.

**Notes:**

- 1) The numbers in the tables and graphs are weighted.
  - 2) Missing responses are not included in the analysis.
  - 3) 'Don't Know' and 'Refused' responses are analyzed according to RRFSS Analysis Guidelines.
  - 4) Release criteria of the data are according to RRFSS Analysis Guidelines.
- \* Interpret with caution, high variability.  
\*\* Data not released.