



Rapid Risk Factor Surveillance System

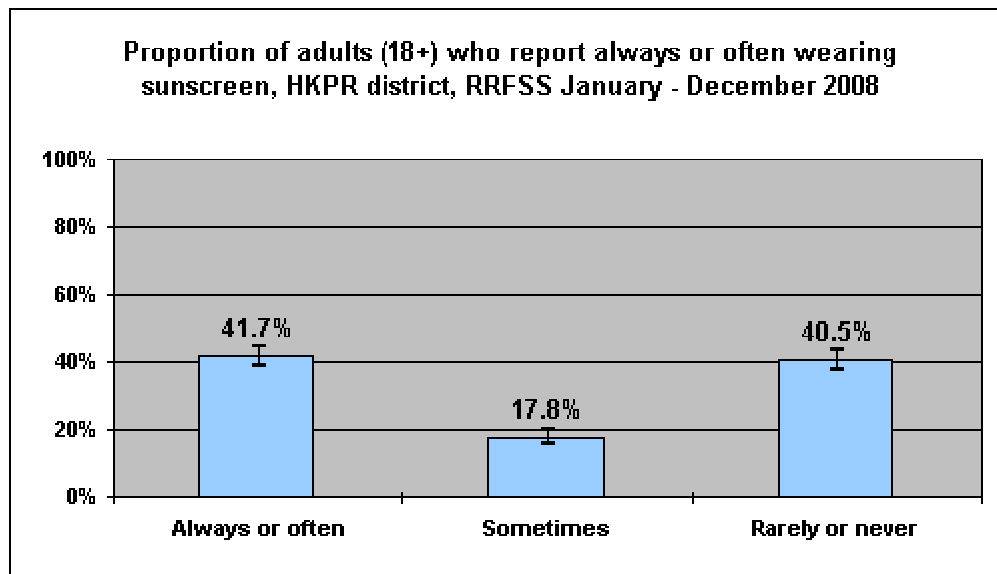
Proportion of adults (18+) who report always or often wearing sunscreen, HKPR district, RRFSS January – December 2008

Table 1: Sun Safety – Sunscreen (overall)

Wear sunscreen	Proportion	95% upper confidence limit	95% lower confidence limit
Always or often	41.7%	44.4%	38.9%
Sometimes	17.8%	20.0%	15.7%
Rarely or never	40.5%	43.3%	37.7%

sample size 1197

Figure 1: Sun Safety – Sunscreen (overall)



Interpretation:

41.7% (+/-3%) of adults (18+) reported that they always or often wear sunscreen.

17.8% (+/-2%) of adults (18+) reported that they sometimes wear sunscreen.

40.5% (+/-3%) of adults (18+) reported that they rarely or never wear sunscreen.

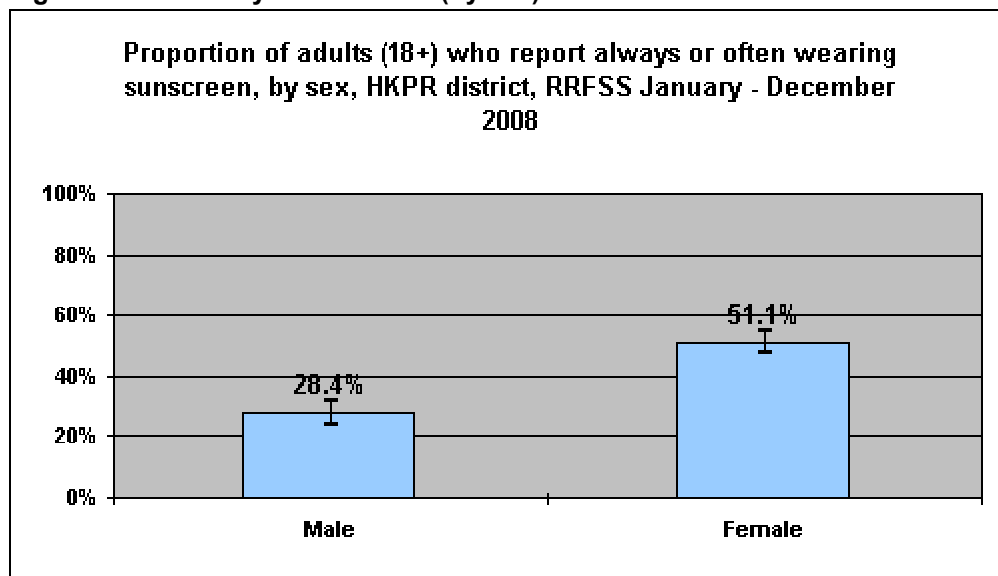
Proportion of adults (18+) who report always or often wearing sunscreen, by sex, HKPR district, RRFSS January – December 2008

Table 2: Sun Safety – Sunscreen (by sex)

Always or often wear sunscreen	Proportion	95% upper confidence limit	95% lower confidence limit
Male	28.4%	32.4%	24.4%
Female	51.1%	54.8%	47.4%

sample size 1197

Figure 2: Sun Safety – Sunscreen (by sex)



Interpretation:

28.4% (+/-4%) of adult males (18+) reported that they always or often wear sunscreen.

51.1% (+/-4%) of adult females (18+) reported that they always or often wear sunscreen.

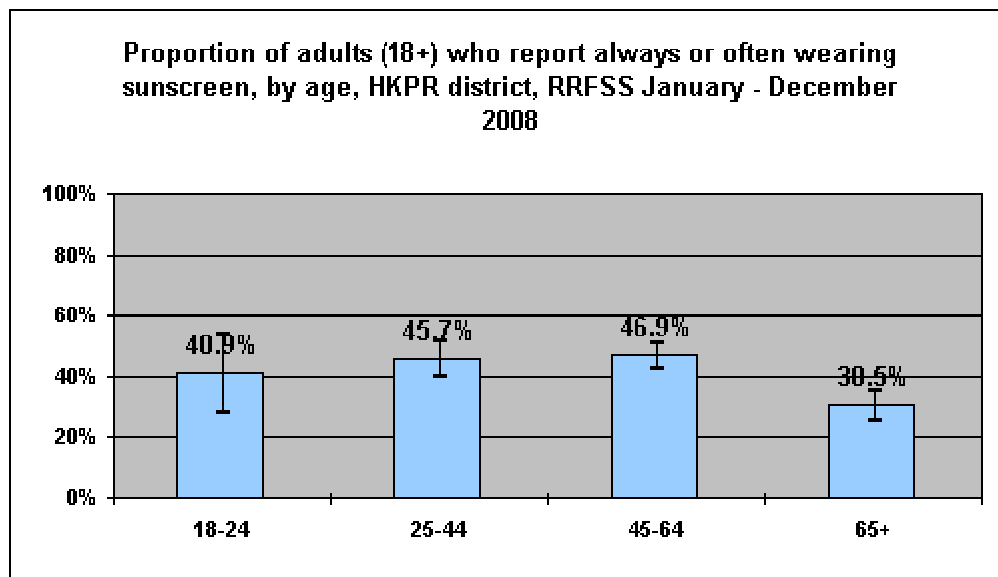
Proportion of adults (18+) who report always or often wearing sunscreen, by age, HKPR district, RRFSS January – December 2008

Table 3: Sun Safety – Sunscreen (by age)

Always or often wear sunscreen	Proportion	95% upper confidence limit	95% lower confidence limit
18-24	40.9%	53.7%	28.2%
25-44	45.7%	51.5%	40.0%
45-64	46.9%	51.2%	42.5%
65+	30.5%	35.5%	25.5%

sample size 1181

Figure 3: Sun Safety – Sunscreen (by age)



Interpretation:

40.9% (+/-13%) of adults (age 18-24) reported that they always or often wear sunscreen.
 45.7% (+/-6%) of adults (age 25-44) reported that they always or often wear sunscreen.
 46.9% (+/-4%) of adults (age 45-64) reported that they always or often wear sunscreen.
 30.5% (+/-5%) of adults (age 65+) reported that they always or often wear sunscreen.

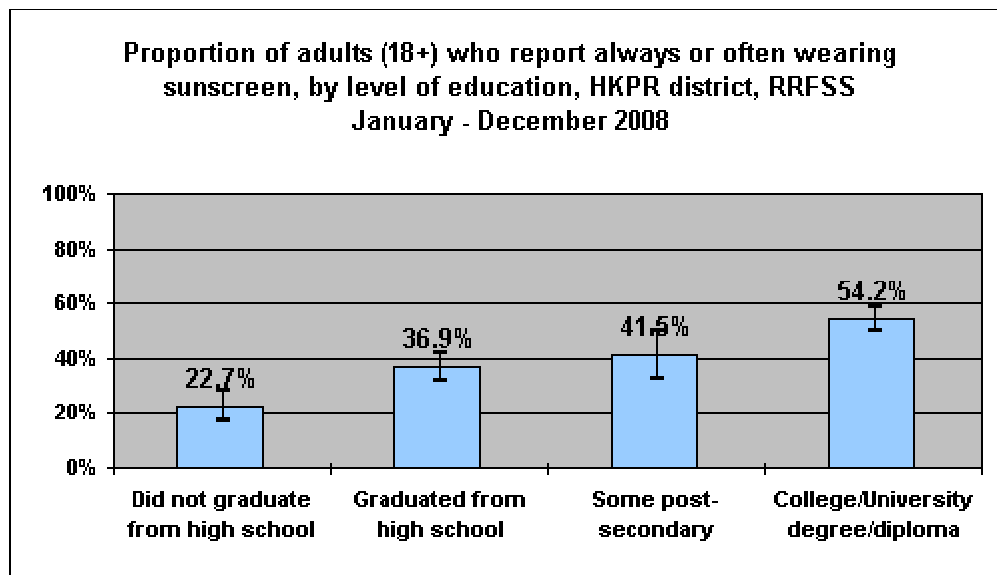
Proportion of adults (18+) who report always or often wearing sunscreen, by level of education, HKPR district, RRFSS January – December 2008

Table 4: Sun Safety – Sunscreen (by education)

Always or often wear sunscreen	Proportion	95% upper confidence limit	95% lower confidence limit
Did not graduate from high school	22.7%	28.1%	17.2%
Graduated from high school	36.9%	42.0%	31.7%
Some post-secondary	41.5%	50.3%	32.7%
College/University degree/diploma	54.2%	58.6%	49.8%

sample size 1189

Figure 4: Sun Safety – Sunscreen (by education)



Interpretation:

22.7% (+/-5%) of adults (18+) who did not graduate from high school reported that they always or often wear sunscreen.

36.9% (+/-5%) of adults (18+) who have graduated from high school reported that they always or often wear sunscreen.

41.5% (+/-9%) of adults (18+) who have some post-secondary education reported that they always or often wear sunscreen.

54.2% (+/-4%) of adults (18+) who have a college diploma or university degree reported that they always or often wear sunscreen.

Limitations:

1. Questions are only asked of adult residents aged 18+.
2. Telephone survey only conducted in English.
3. Results are based on self-reported behaviours.
4. (*) indicates that results are based on small sample size, thus estimates have high variability.

Notes:

- 1) The numbers in the tables and graphs are weighted.
 - 2) Missing responses are not included in the analysis.
 - 3) 'Don't Know' and 'Refused' responses are analyzed according to RRFSS Analysis Guidelines.
 - 4) Release criteria of the data are according to RRFSS Analysis Guidelines.
- * Interpret with caution, high variability.
** Data not released.