



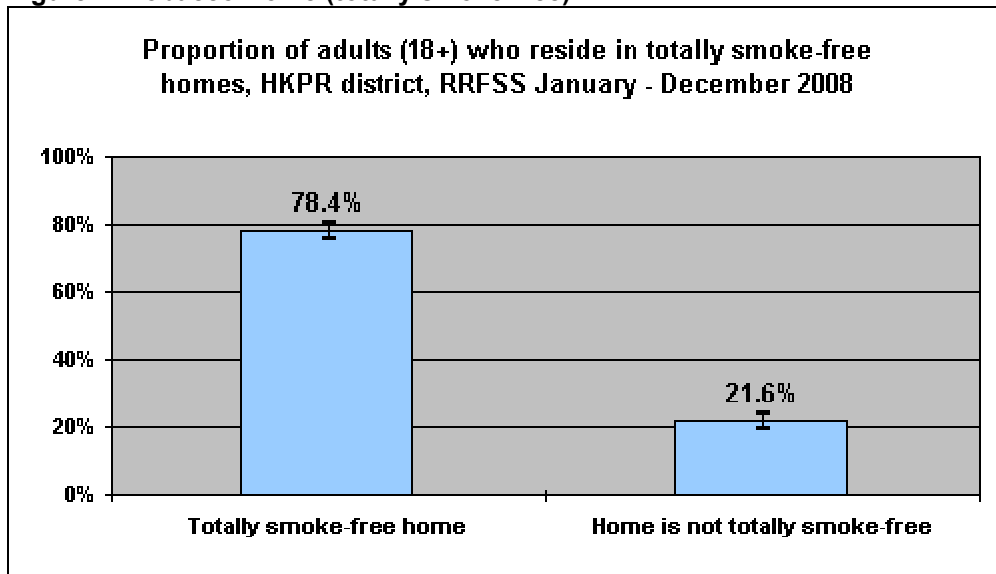
**Proportion of adults (18+) who reside in totally smoke-free homes, HKPR district, RRFSS January - December 2008**

**Table 1: Tobacco Home (totally smoke-free)**

Smoking in the home	Proportion	95% upper confidence limit	95% lower confidence limit
Totally smoke-free home	78.4%	80.7%	76.0%
Home is not totally smoke-free	21.6%	24.0%	19.3%

sample size 1189

**Figure 1: Tobacco Home (totally smoke-free)**



**Interpretation:**

78.4% (+/-2%) of adults (18+) reported that they reside in a totally smoke-free home. 21.6% (+/-2%) of adults (18+) reported that their home is not totally smoke-free.

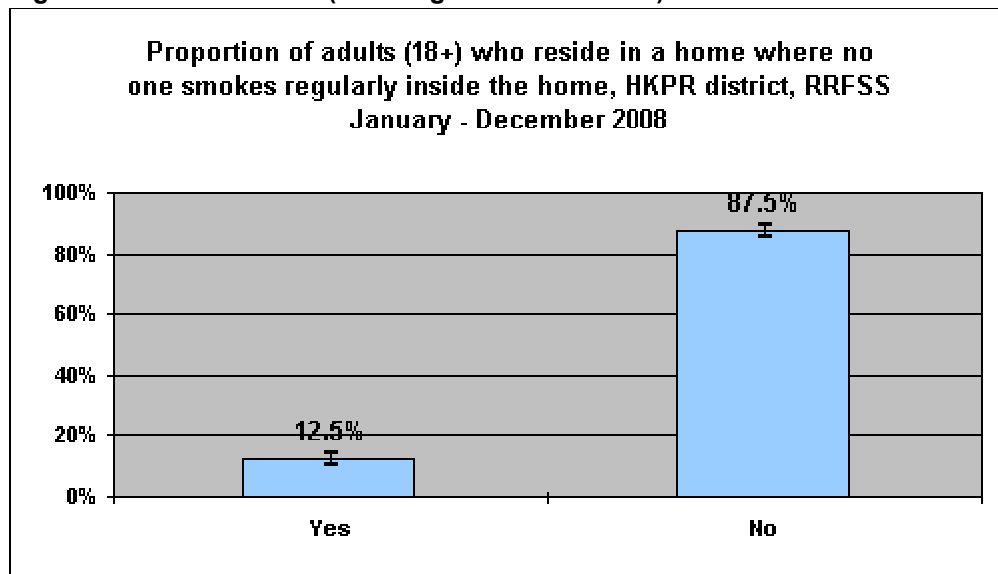
**Proportion of adults (18+) who reside in a home where no one smokes regularly inside the home, HKPR district, RRFSS January - December 2008**

**Table 2: Tobacco Home (smoking inside the home)**

Regular smoker in the home	Proportion	95% upper confidence limit	95% lower confidence limit
<b>Yes</b>	12.5%	14.4%	10.7%
<b>No</b>	87.5%	89.3%	85.6%

sample size 1200

**Figure 2: Tobacco Home (smoking inside the home)**



**Interpretation:**

12.5% (+/-2%) of adults (18+) reported that they reside in a home where someone smokes regularly inside the home.

87.5% (+/-2%) of adults (18+) reported that they reside in a home where no one smokes regularly inside the home.

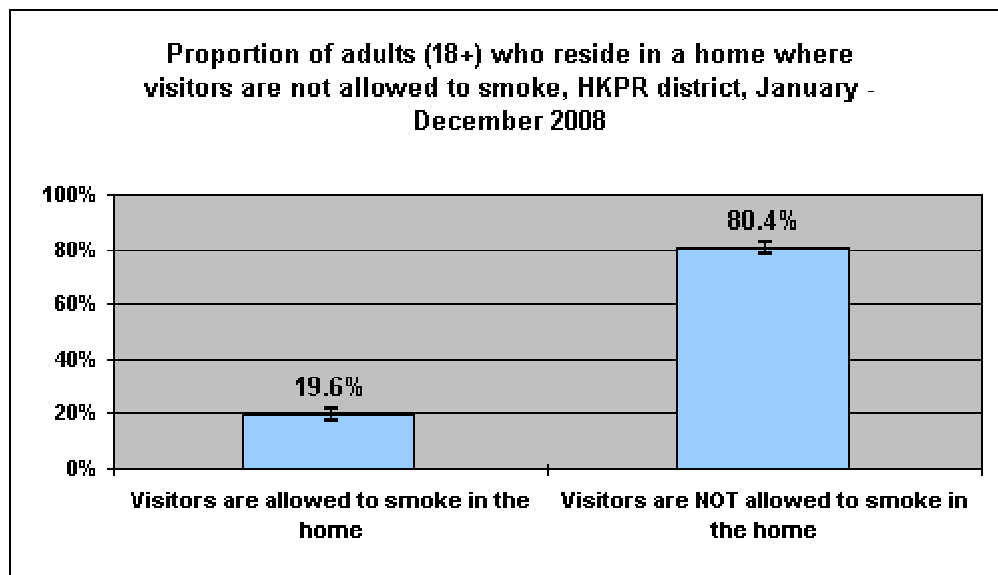
**Proportion of adults (18+) who reside in a home where visitors are not allowed to smoke, HKPR district, RRFSS January - December 2008**

**Table 3: Tobacco Home (visitors)**

Rules about smoking when visitors are in the home	Proportion	95% upper confidence limit	95% lower confidence limit
Visitors are allowed to smoke in the home	19.6%	21.9%	17.3%
Visitors are NOT allowed to smoke in the home	80.4%	82.7%	78.1%

sample size 1189

**Figure 3: Tobacco Home (visitors)**



**Interpretation:**

19.6% (+/-2%) of adults (18+) reported that they reside in a home where visitors are allowed to smoke in the home.

80.4% (+/-2%) of adults (18+) reported that they reside in a home where visitors are not allowed to smoke in the home.

**Limitations:**

1. Questions are only asked of adult residents aged 18+.
2. Telephone survey only conducted in English.
3. Results are based on self-reported behaviours and conditions.
4. (\*) indicates that results are based on small sample size, thus estimates have high variability.

**Notes:**

- 1) The numbers in the tables and graphs are weighted.
- 2) Missing responses are not included in the analysis.
- 3) 'Don't Know' and 'Refused' responses are analyzed according to RRFSS Analysis Guidelines.
- 4) Release criteria of the data are according to RRFSS Analysis Guidelines.

\* Interpret with caution, high variability.

\*\* Data not released.