



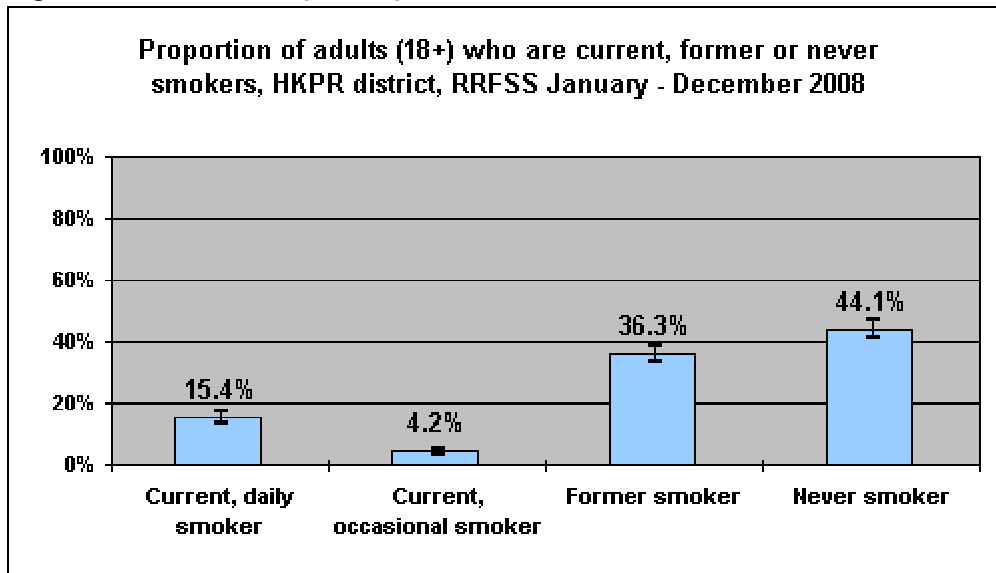
Proportion of adults (18+) who are current, former or never smokers, HKPR district, RRFSS January - December 2008

Table 1: Tobacco Use (overall)

Smoking status	Proportion	95% upper confidence limit	95% lower confidence limit
Current, daily smoker	15.4%	17.5%	13.4%
Current, occasional smoker	4.2%	5.3%	3.1%
Former smoker	36.3%	39.0%	33.6%
Never smoker	44.1%	46.9%	41.3%

sample size 1193

Figure 1: Tobacco Use (overall)



Interpretation:

- 15.4% (+/-2%) of adults (18+) reported that they are currently daily smokers.
- 4.2% (+/-1%) of adults (18+) reported that they are currently occasional smokers.
- 36.3% (+/-3%) of adults (18+) reported that they are former smokers.
- 44.1% (+/-3%) of adults (18+) reported that they have never smoked.

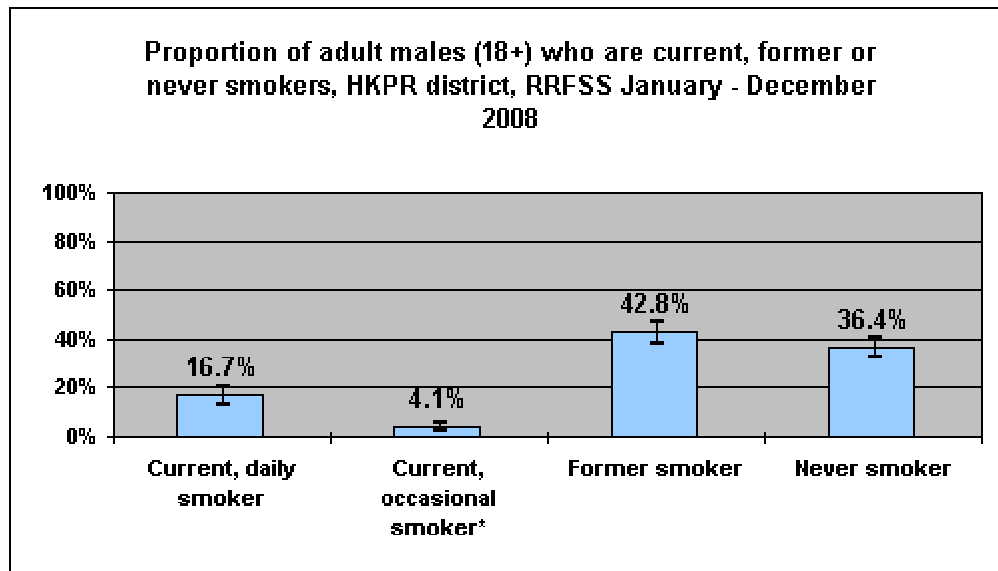
Proportion of adult males (18+) who are current, former or never smokers, HKPR district, RRFSS January - December 2008

Table 2: Tobacco Use (males)

Smoking status of males	Proportion	95% upper confidence limit	95% lower confidence limit
Current, daily smoker	16.7%	19.9%	13.4%
Current, occasional smoker*	4.1%	5.9%	2.4%
Former smoker	42.8%	47.1%	38.4%
Never smoker	36.4%	40.6%	32.2%

sample size 498

Figure 2: Tobacco Use (males)



Interpretation:

16.7% (+/-3%) of adult males (18+) reported that they smoke daily.
 4.1%* (+/-2%) of adult males (18+) reported that they smoke occasionally.
 42.8% (+/-4%) of adult males (18+) reported that they are former smokers.
 35.4% (+/-4%) of adult males (18+) reported that they have never smoked.

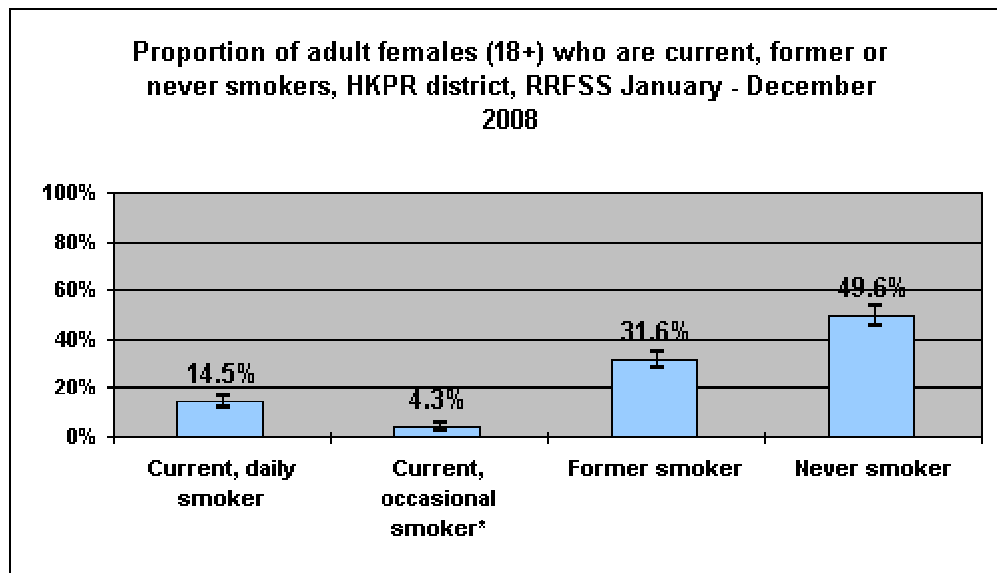
Proportion of adult females (18+) who are current, former or never smokers, HKPR district, RRFSS January - December 2008

Table 3: Tobacco Use (females)

Smoking status of females	Proportion	95% upper confidence limit	95% lower confidence limit
Current, daily smoker	14.5%	17.1%	11.9%
Current, occasional smoker*	4.3%	5.8%	2.8%
Former smoker	31.6%	35.1%	28.2%
Never smoker	49.6%	53.3%	45.9%

sample size 695

Figure 3: Tobacco Use (females)



Interpretation:

14.5% (+/-2%) of adult females (18+) reported that they smoke daily.

4.3%* (+/-2%) of adult females (18+) reported that they smoke occasionally.

31.6% (+/-3%) of adult females (18+) reported that they are former smokers.

49.6% (+/-4%) of adult females (18+) reported that they have never smoked.

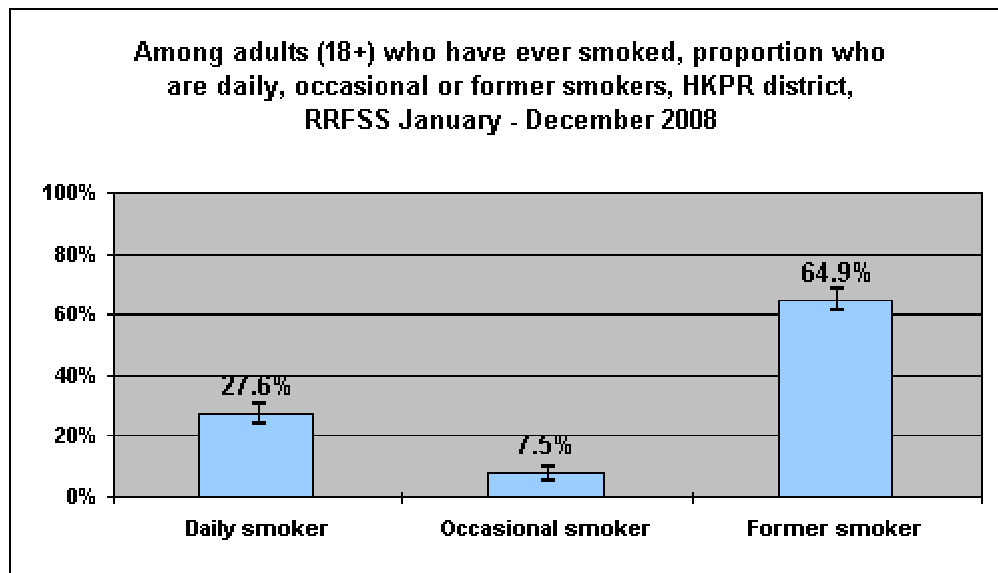
Among adults (18+) who have ever smoked, proportion who are daily, occasional or former smokers, HKPR district, RRFSS January - December 2008

Table 4: Tobacco Use (smoking status)

Smoking status among persons who have ever smoked	Proportion	95% upper confidence limit	95% lower confidence limit
Daily smoker	27.6%	31.0%	24.2%
Occasional smoker	7.5%	9.5%	5.5%
Former smoker	64.9%	68.5%	61.3%

sample size 667

Figure 4: Tobacco Use (smoking status)



Interpretation:

Among adults (18+) who have ever smoked, 27.6% (+/-3%) report that they smoke daily.
 Among adults (18+) who have ever smoked, 7.5% (+/-2%) report that they smoke occasionally.
 Among adults (18+) who have ever smoked, 64.9% (+/-4%) report that they are former smokers.

Limitations:

1. Questions are only asked of adult residents aged 18+.
2. Telephone survey only conducted in English.
3. Results are based on self-reported behaviours and conditions.
4. (*) indicates that results are based on small sample size, thus estimates have high variability.

Notes:

- 1) The numbers in the tables and graphs are weighted.
 - 2) Missing responses are not included in the analysis.
 - 3) 'Don't Know' and 'Refused' responses are analyzed according to RRFSS Analysis Guidelines.
 - 4) Release criteria of the data are according to RRFSS Analysis Guidelines.
- * Interpret with caution, high variability.
** Data not released.