



## Haliburton, Kawartha, Pine Ridge District Health Unit RRFSS (2007) Sexual Education - Youth

Among parents, step-parents or guardians of children aged 12-17 years, proportion who report that they talk to their children about when it is appropriate to become sexually active, RRFSS January - December 2007

**Table 1: Sexual Education – Youth (communication on when to become sexually active)**

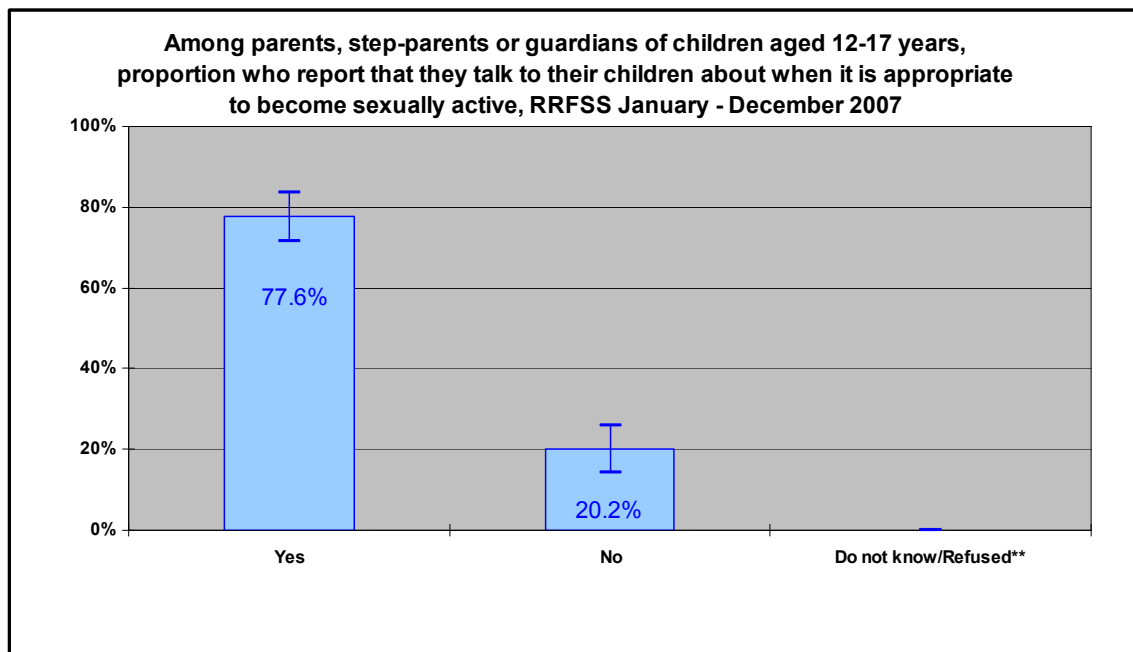
Adults who talk with children about sexual debut	Proportion	95% upper confidence limit	95% lower confidence limit
Yes	77.6%	83.6%	71.6%
No	20.2%	25.9%	14.4%
Do not know/Refused**	**	**	**

\* Interpret with caution, high variability

\*\* Data not released

sample size 187

**Figure 1: Sexual Education – Youth (communication on when to become sexually active)**



**Interpretation:**

Among parents, step-parents or guardians of children aged 12-17 years, 77.6% (+/-6%) of adults (18+) reported that they talk to their children about when it is appropriate to become sexually active.

Among parents, step-parents or guardians of children aged 12-17 years, 20.2% (+/-6%) of adults (18+) reported that they do not talk to their children about when it is appropriate to become sexually active.

Among parents, step-parents or guardians of children aged 12-17 years, proportion who report that they talk to their children about contraception, RRFSS January - December 2007

**Table 2: Sexual Education – Youth (communication about contraception)**

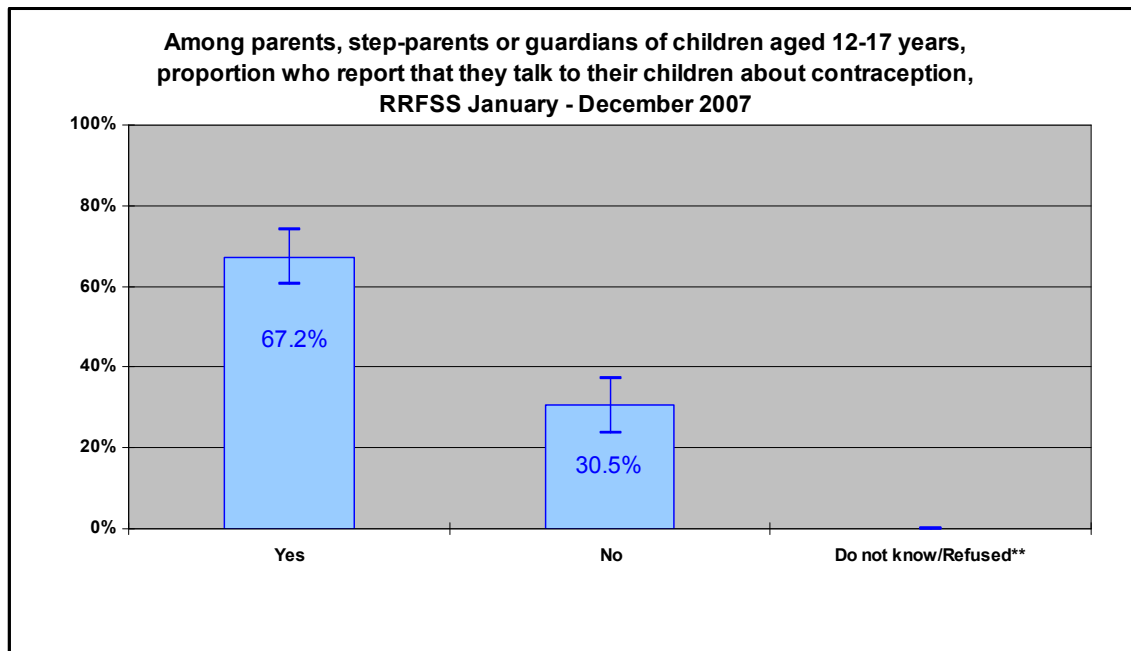
Adults who talk with children about contraception	Proportion	95% upper confidence limit	95% lower confidence limit
Yes	67.2%	74.0%	60.5%
No	30.5%	37.2%	23.9%
Do not know/Refused**	**	**	**

\* Interpret with caution, high variability

\*\* Data not released

sample size 187

**Figure 2: Sexual Education – Youth (communication about contraception)**



**Interpretation:**

Among parents, step-parents or guardians of children aged 12-17 years, 67.2% (+/-7%) of adults (18+) reported that they talk to their children about contraception.

Among parents, step-parents or guardians of children aged 12-17 years, 30.5% (+/-7%) of adults (18+) reported that they do not talk to their children about contraception.

Among parents, step-parents or guardians of children aged 12-17 years, proportion who report that they talk to their children about using condoms to prevent sexually transmitted diseases, RRFSS January - December 2007

Table3: Sexual Education – Youth (communication about using condoms to prevent sexually transmitted diseases)

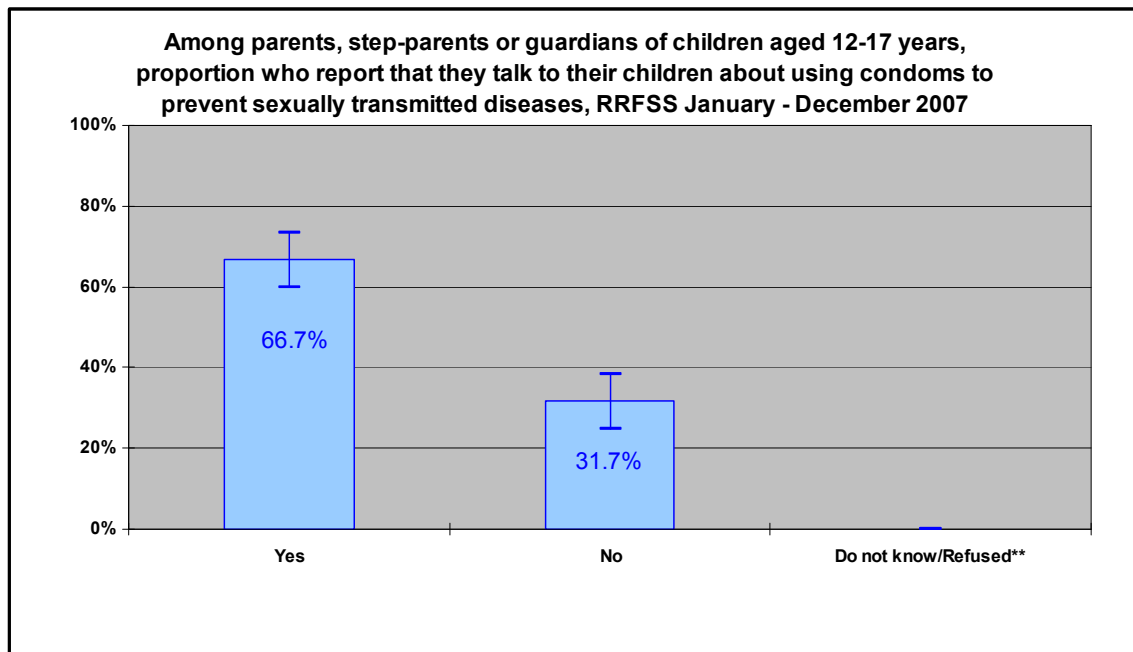
Adults who talk with children about condom use to prevent STDs	Proportion	95% upper confidence limit	95% lower confidence limit
Yes	66.7%	73.5%	59.9%
No	31.7%	38.3%	25.0%
Do not know/Refused**	**	**	**

\* Interpret with caution, high variability

\*\* Data not released

sample size 187

Figure 3: Sexual Education – Youth (communication about using condoms to prevent sexually transmitted diseases)



**Interpretation:**

Among parents, step-parents or guardians of children aged 12-17 years, 66.7% (+/-7%) of adults (18+) reported that they talk to their children about using condoms to prevent sexually transmitted diseases.

Among parents, step-parents or guardians of children aged 12-17 years, 31.7% (+/-7%) of adults (18+) reported that they do not talk to their children about using condoms to prevent sexually transmitted diseases.

Among parents, step-parents or guardians of children aged 12-17 years, proportion who report that they are very comfortable or somewhat comfortable talking to their children about sexual health, RRFSS January - December 2007

**Table 4: Sexual Education – Youth (level of comfort talking to children about sexual health)**

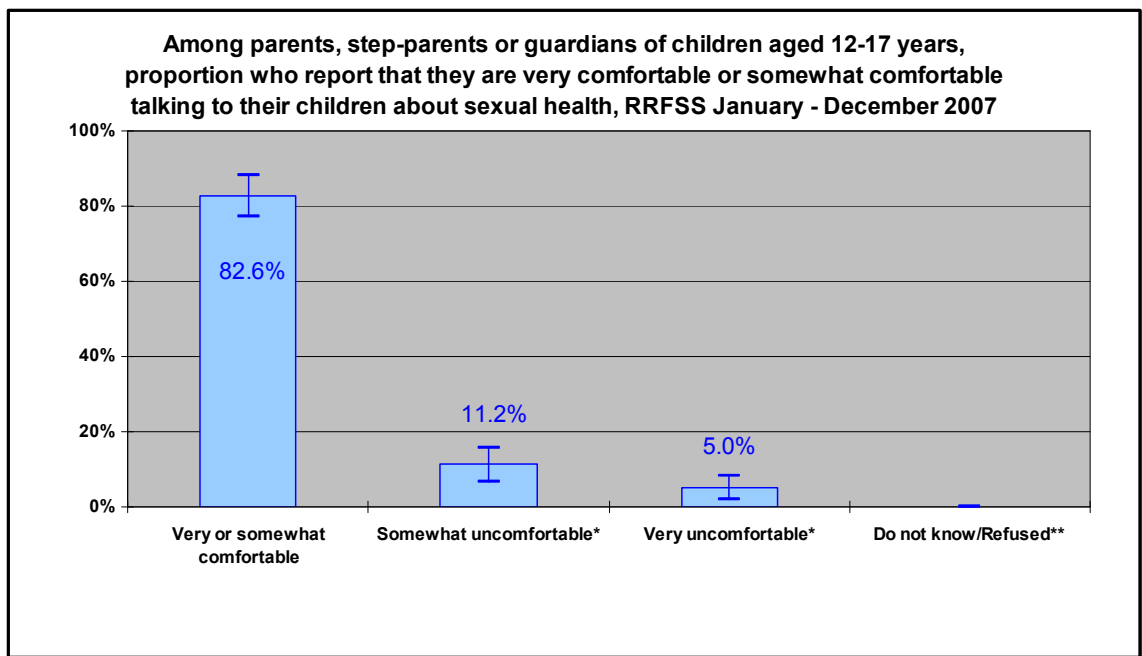
Adults talking to children about sexual health	Proportion	95% upper confidence limit	95% lower confidence limit
Very or somewhat comfortable	82.6%	88.1%	77.2%
Somewhat uncomfortable*	11.2%	15.7%	6.7%
Very uncomfortable*	5.0%	8.2%	1.9%
Do not know/Refused**	**	**	**

\* Interpret with caution, high variability

\*\* Data not released

sample size 187

**Figure 4: Sexual Education – Youth (level of comfort talking to children about sexual health)**



**Interpretation:**

Among parents, step-parents or guardians of children aged 12-17 years, 82.6% (+/-5%) of adults (18+) reported that they are very or somewhat comfortable talking to their children about sexual health.

Among parents, step-parents or guardians of children aged 12-17 years, 11.2%\* (+/-5%) of adults (18+) reported that they are somewhat uncomfortable talking to their children about sexual health.

Among parents, step-parents or guardians of children aged 12-17 years, 5.0%\* (+/-3%) of adults (18+) reported that they are very uncomfortable talking to their children about sexual health.

Among parents, step-parents or guardians of children aged 12-17 years, proportion who report that they have the information they need to talk to their children about sexual health, RRFSS January - December 2007

**Table 5: Sexual Education – Youth (information about sexual health)**

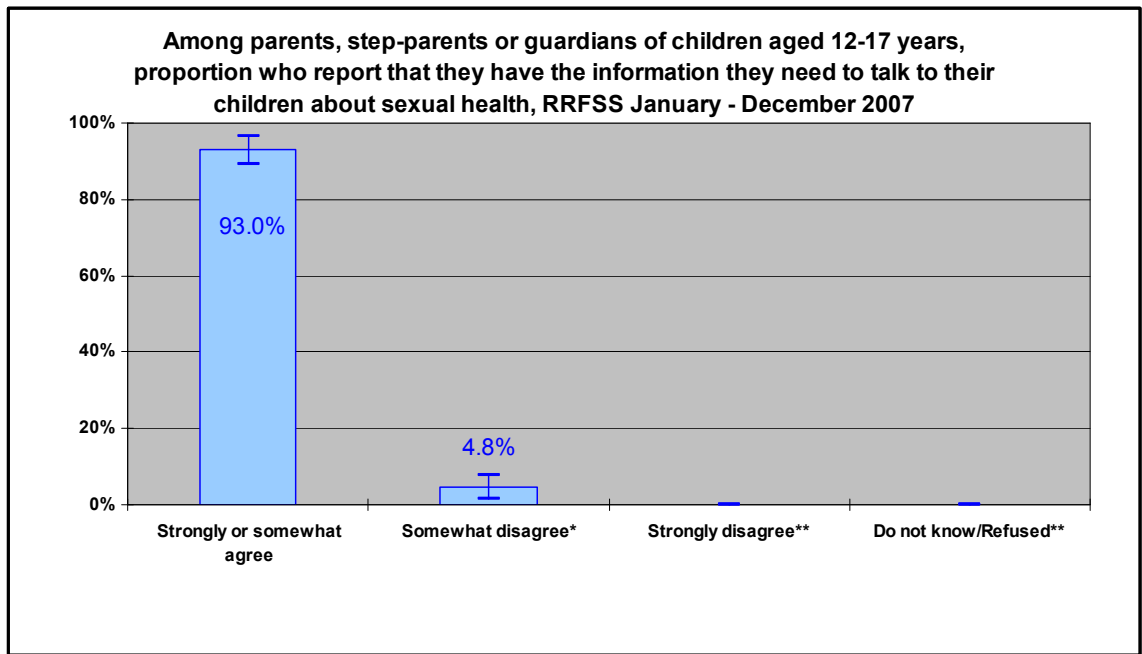
Adults have information about sexual health	Proportion	95% upper confidence limit	95% lower confidence limit
Strongly or somewhat agree	93.0%	96.7%	89.3%
Somewhat disagree*	4.8%	7.8%	1.7%
Strongly disagree**	**	**	**
Do not know/Refused**	**	**	**

\* Interpret with caution, high variability

\*\* Data not released

sample size 187

**Figure 5: Sexual Education – Youth (information about sexual health)**



**Interpretation:**

Among parents, step-parents or guardians of children aged 12-17 years, 93.0% (+/-4%) of adults (18+) reported that they strongly or somewhat agree that they have the information they need to talk to their children about sexual health.

Among parents, step-parents or guardians of children aged 12-17 years, 4.8%\* (+/-3%) of adults (18+) reported that they somewhat disagree that they have the information they need to talk to their children about sexual health.

Among parents, step-parents or guardians of children aged 12-17 years, proportion who report that they know where to get the information they need to talk to their children about sexual health, RRFSS January - December 2007

**Table 6: Sexual Education – Youth (where to find information about sexual health)**

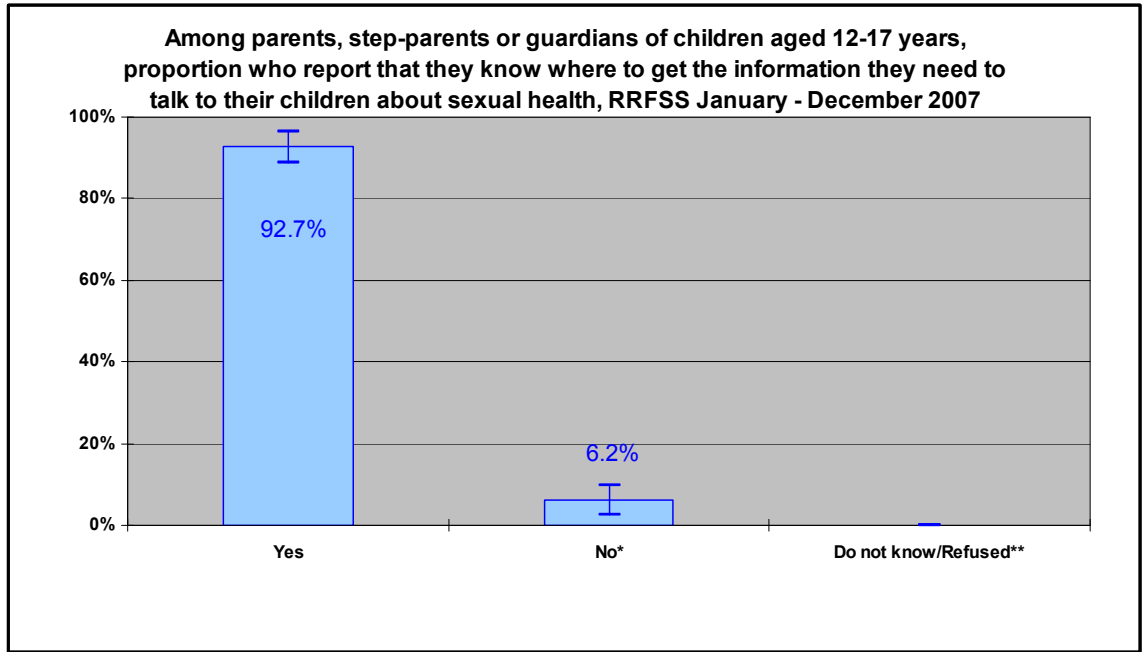
Adults know where to get information	Proportion	95% upper confidence limit	95% lower confidence limit
Yes	92.7%	96.5%	89.0%
No*	6.2%	9.6%	2.7%
Do not know/Refused**	**	**	**

\* Interpret with caution, high variability

\*\* Data not released

sample size 187

**Figure 6: Sexual Education – Youth (where to find information about sexual health)**



**Interpretation:**

Among parents, step-parents or guardians of children aged 12-17 years, 92.7% (+/-4%) of adults (18+) reported that they know where to find the information they need to talk to their children about sexual health.

Among parents, step-parents or guardians of children aged 12-17 years, 6.2%\* (+/-3%) of adults (18+) reported that they do not know where to find the information they need to talk to their children about sexual health.

**Limitations:**

1. Questions only asked of adults with children aged 12-17 years.
2. Telephone survey only conducted in English.
3. Results are based on self-reported behaviours.
4. (\*) indicates that results are based on small sample size, thus estimates have high variability.

**Notes:**

- 1) The numbers in the tables and graphs are weighted.
  - 2) Missing responses are not included in the analysis.
  - 3) Don't know and refused responses are analyzed according to RRFSS analysis guideline.
  - 4) Release criteria of the data are according to RRFSS analysis guideline.
- \* Interpret with caution, high variability.  
\*\* Data not released.