



## Haliburton, Kawartha, Pine Ridge District Health Unit RRFSS (2007) Tobacco Enforcement

Proportion of adults (18+) who support/oppose enforcement activities (use of under-aged shoppers) to prevent the illegal sale of tobacco products to young people under 19 years of age, RRFSS January - December 2007

**Table 1: Tobacco Enforcement (overall)**

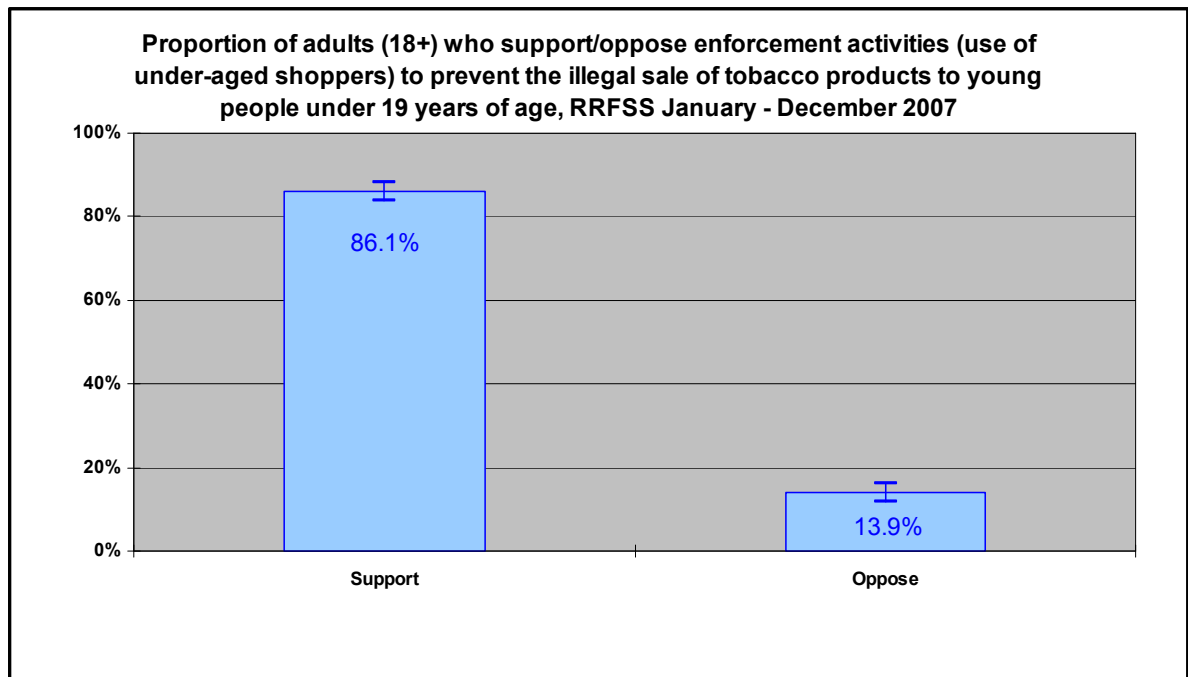
Support for tobacco enforcement activities	Proportion	95% upper confidence limit	95% lower confidence limit
<b>Support</b>	86.1%	88.1%	84.0%
<b>Oppose</b>	13.9%	16.0%	11.9%

\* Interpret with caution, high variability

\*\* Data not released

sample size 1080

**Figure 1: Tobacco Enforcement (overall)**



**Interpretation:**

86.1% (+/-2%) of adults (18+) support the use of underage shoppers to prevent the illegal sale of tobacco products to young people under 19 years of age.

13.9% (+/-2%) of adults (18+) oppose the use of underage shoppers to prevent the illegal sale of tobacco products to young people under 19 years of age.

**Proportion of adults (18+) supportive of enforcement activities to prevent the illegal sale of tobacco products to young people under 19 years of age, by sex, RRFSS January - December 2007**

**Table 2: Tobacco Enforcement (by sex)**

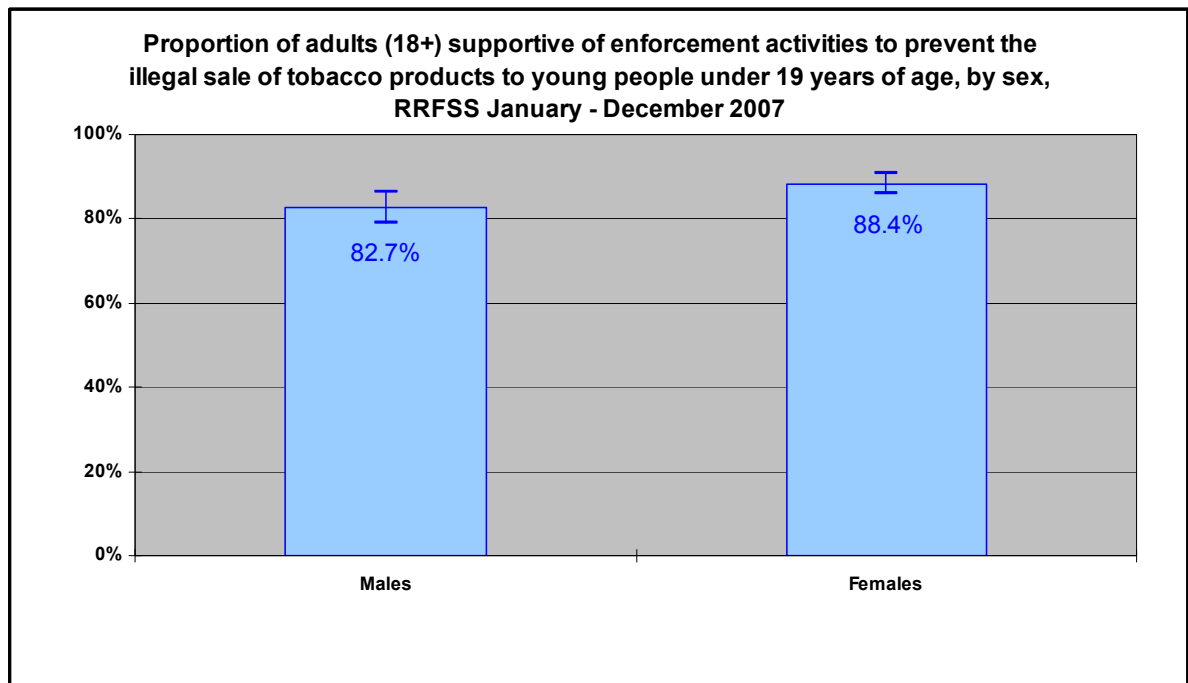
Support for tobacco enforcement activities	Proportion	95% upper confidence limit	95% lower confidence limit
<b>Males</b>	82.7%	86.2%	79.1%
<b>Females</b>	88.4%	90.8%	85.9%

\* Interpret with caution, high variability

\*\* Data not released

sample size 1080

**Figure 2: Tobacco Enforcement (by sex)**



**Interpretation:**

82.7% (+/-4%) of adult males (18+) support the use of underage shoppers to prevent the illegal sale of tobacco products to young people under 19 years of age.

88.4% (+/-2%) of adult females (18+) support the use of underage shoppers to prevent the illegal sale of tobacco products to young people under 19 years of age.

**Proportion of adults (18+) supportive of enforcement activities to prevent the illegal sale of tobacco products to young people under 19 years of age, by age, RRFSS January - December 2007**

**Table 3: Tobacco Enforcement (by age)**

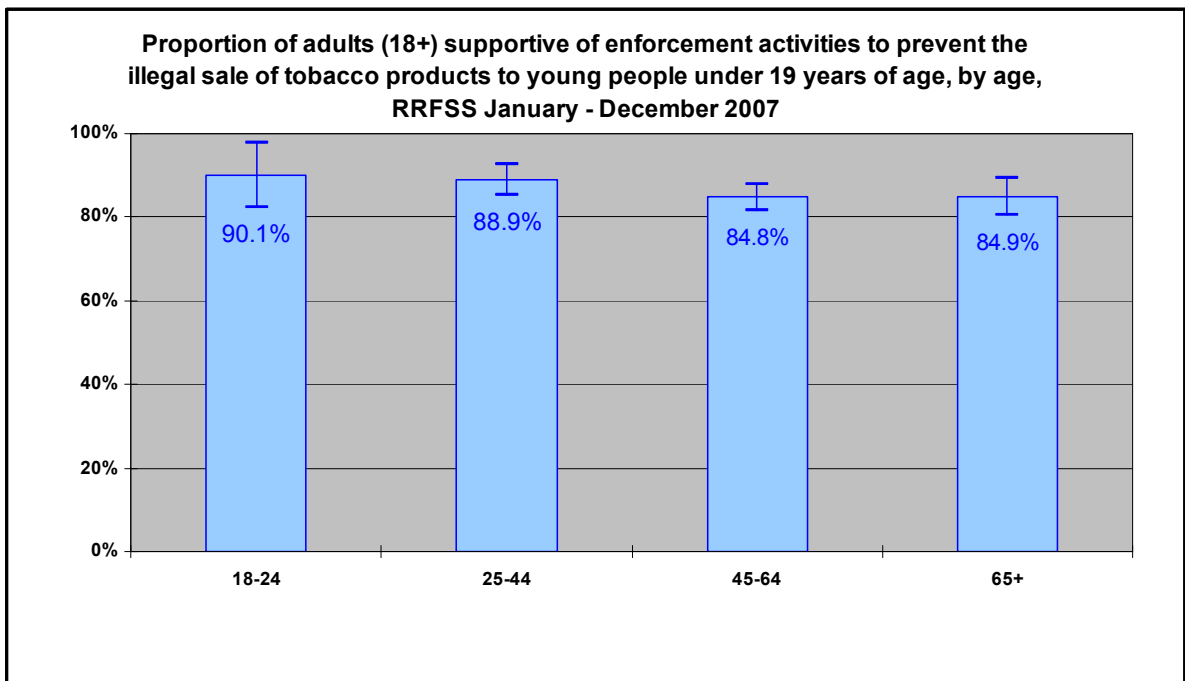
Support for tobacco enforcement activities	Proportion	95% upper confidence limit	95% lower confidence limit
<b>18-24</b>	90.1%	97.8%	82.3%
<b>25-44</b>	88.9%	92.7%	85.1%
<b>45-64</b>	84.8%	88.0%	81.6%
<b>65+</b>	84.9%	89.3%	80.5%

\* Interpret with caution, high variability

\*\* Data not released

sample size 1071

**Figure 3: Tobacco Enforcement (by age)**



**Interpretation:**

90.1% (+/-8%) of adults (age 18-24) support the use of underage shoppers to prevent the illegal sale of tobacco products to young people under 19 years of age.

88.9% (+/-4%) of adults (age 25-44) support the use of underage shoppers to prevent the illegal sale of tobacco products to young people under 19 years of age.

84.8% (+/-3%) of adults (age 45-64) support the use of underage shoppers to prevent the illegal sale of tobacco products to young people under 19 years of age.

84.9% (+/-4%) of adults (age 65+) support the use of underage shoppers to prevent the illegal sale of tobacco products to young people under 19 years of age.

**Proportion of adults (18+) supportive of enforcement activities to prevent the illegal sale of tobacco products to young people under 19 years of age, by education, RRFSS January - December 2007**

**Table 4: Tobacco Enforcement (by education)**

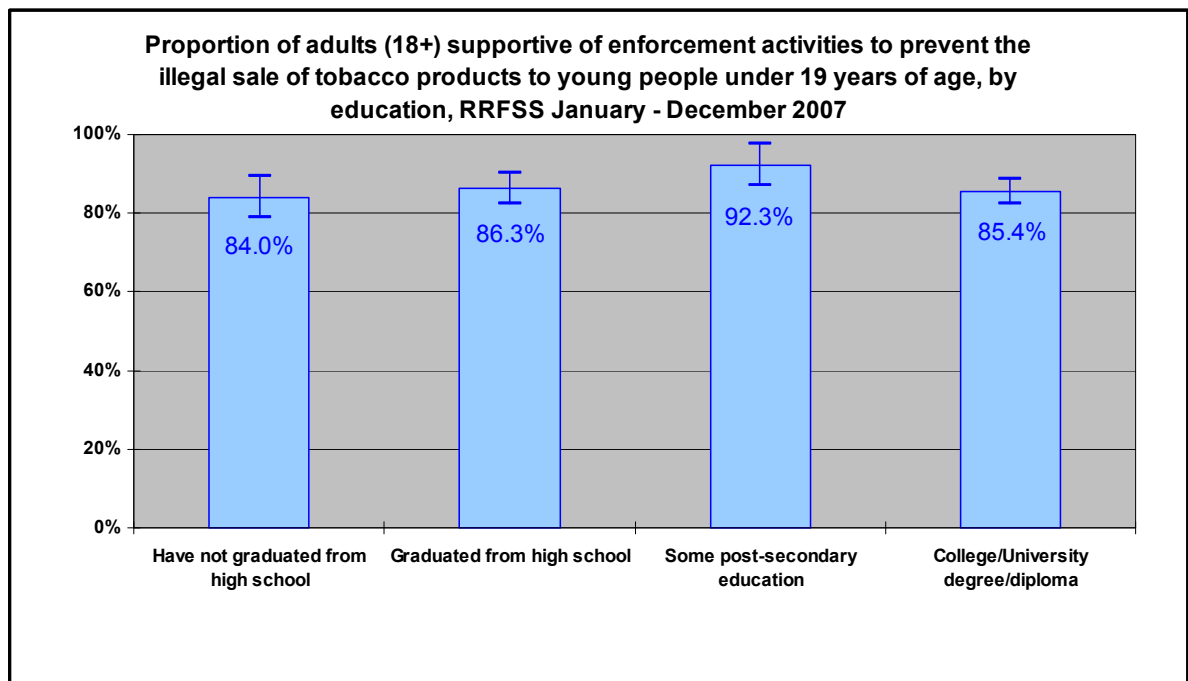
Support for tobacco enforcement activities	Proportion	95% upper confidence limit	95% lower confidence limit
Have not graduated from high school	84.0%	89.3%	78.8%
Graduated from high school	86.3%	90.1%	82.5%
Some post-secondary education	92.3%	97.7%	86.9%
College/University degree/diploma	85.4%	88.6%	82.2%

\* Interpret with caution, high variability

\*\* Data not released

sample size 1068

**Figure 4: Tobacco Enforcement (by education)**



**Interpretation:**

84.0% (+/-5%) of adults (18+) who have not graduated from high school support the use of underage shoppers to prevent the illegal sale of tobacco products to young people under 19 years of age.

86.3% (+/-4%) of adults (18+) who have graduated from high school support the use of underage shoppers to prevent the illegal sale of tobacco products to young people under 19 years of age.

92.3% (+/-5%) of adults (18+) who have completed some post-secondary education support the use of underage shoppers to prevent the illegal sale of tobacco products to young people under 19 years of age.

85.4% (+/-3%) of adults (18+) who have completed a college or university degree or diploma support the use of underage shoppers to prevent the illegal sale of tobacco products to young people under 19 years of age.

Among adults (18+) who oppose enforcement of using under-age shoppers to prevent the illegal sale of tobacco products to young people under 19 years of age, proportion by reason for opposition, RRFSS January - December 2007

**Table 5: Tobacco Enforcement (by reason among those opposed)**

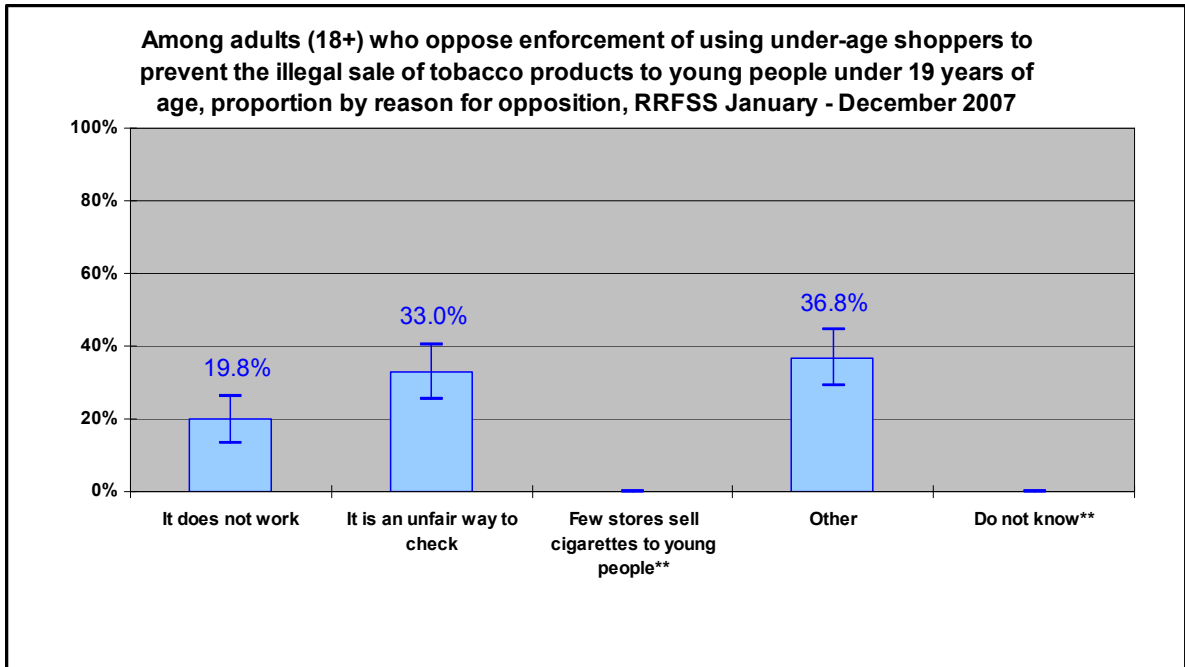
Reason for opposition of tobacco enforcement activities	Proportion	95% upper confidence limit	95% lower confidence limit
It does not work	19.8%	26.2%	13.4%
It is an unfair way to check	33.0%	40.5%	25.4%
Few stores sell cigarettes to young people**	**	**	**
Other	36.8%	44.5%	29.1%
Do not know**	**	**	**

\* Interpret with caution, high variability

\*\* Data not released

sample size 151

**Figure 5: Tobacco Enforcement (by reason among those opposed)**



**Interpretation:**

Among adults (18+) who oppose the use of underage shoppers to prevent the illegal sale of tobacco products to young people under 19 years of age:

- 19.8% (+/-6%) report that they believe this strategy does not work;
- 33.0% (+/-8%) report that they believe this strategy is an unfair way to check; and
- 36.8% (+/-8%) suggest a different reason.

**Limitations:**

1. Questions only asked of adult residents aged 18+.
2. Telephone survey only conducted in English.
3. Results are based on self-reported behaviours.
4. (\*) indicates that results are based on small sample size, thus estimates have high variability.

**Notes:**

- 1) The numbers in the tables and graphs are weighted.
  - 2) Missing responses are not included in the analysis.
  - 3) Don't know and refused responses are analyzed according to RRFSS analysis guideline.
  - 4) Release criteria of the data are according to RRFSS analysis guideline.
- \* Interpret with caution, high variability.  
\*\* Data not released.