



Rapid Risk Factor Surveillance System

Haliburton, Kawartha, Pine Ridge District Health Unit RRFSS (2007) Tobacco in the Home

Proportion of adults (18+) who live in a home where someone smokes regularly in the home, RRFSS January - December 2007

Table 1: Tobacco in the Home (regular smoker in the home)

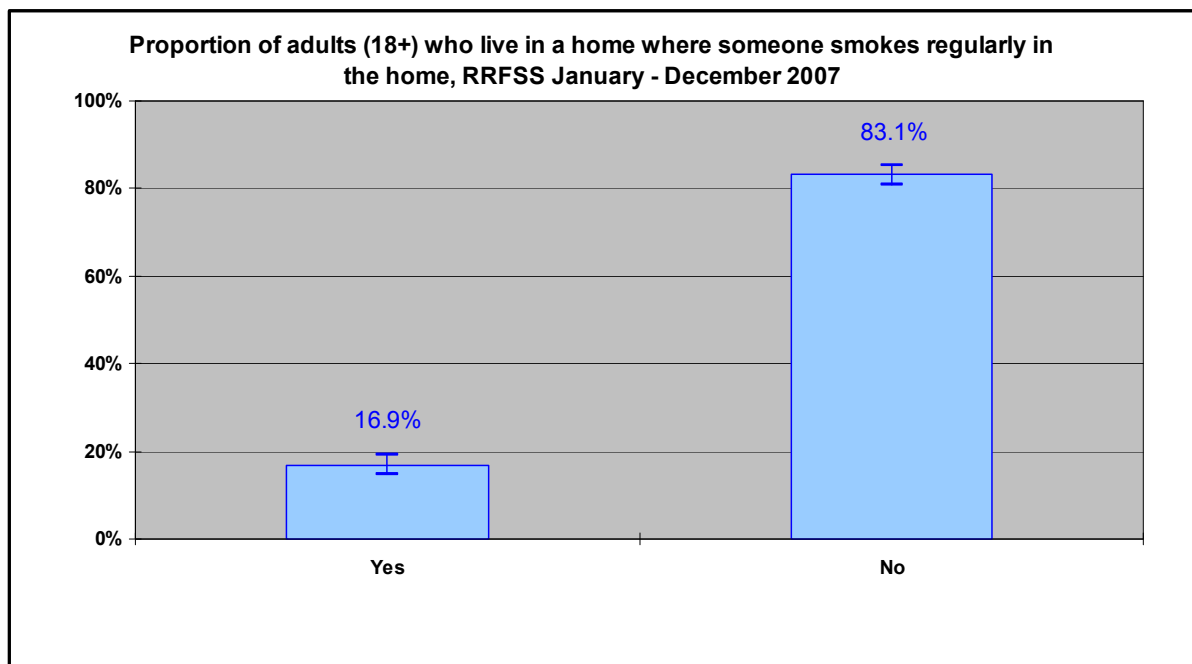
| Smoking in the home | Proportion | 95% upper confidence limit | 95% lower confidence limit |
|---------------------|------------|----------------------------|----------------------------|
| Yes | 16.9% | 19.1% | 14.7% |
| No | 83.1% | 85.3% | 80.9% |

* Interpret with caution, high variability

** Data not released

sample size 1123

Figure 1: Tobacco in the Home (regular smoker in the home)



Interpretation:

16.9% (+/-2%) of adults (18+) reside in a home where someone smokes regularly inside the home.

83.1% (+/-2%) of adults (18+) reside in a home where no one smokes regularly inside the home.

Proportion of adults (18+) who live in a home where visitors are allowed to smoke in the home, RRFSS January - December 2007

Table 2: Tobacco in the Home (visitors)

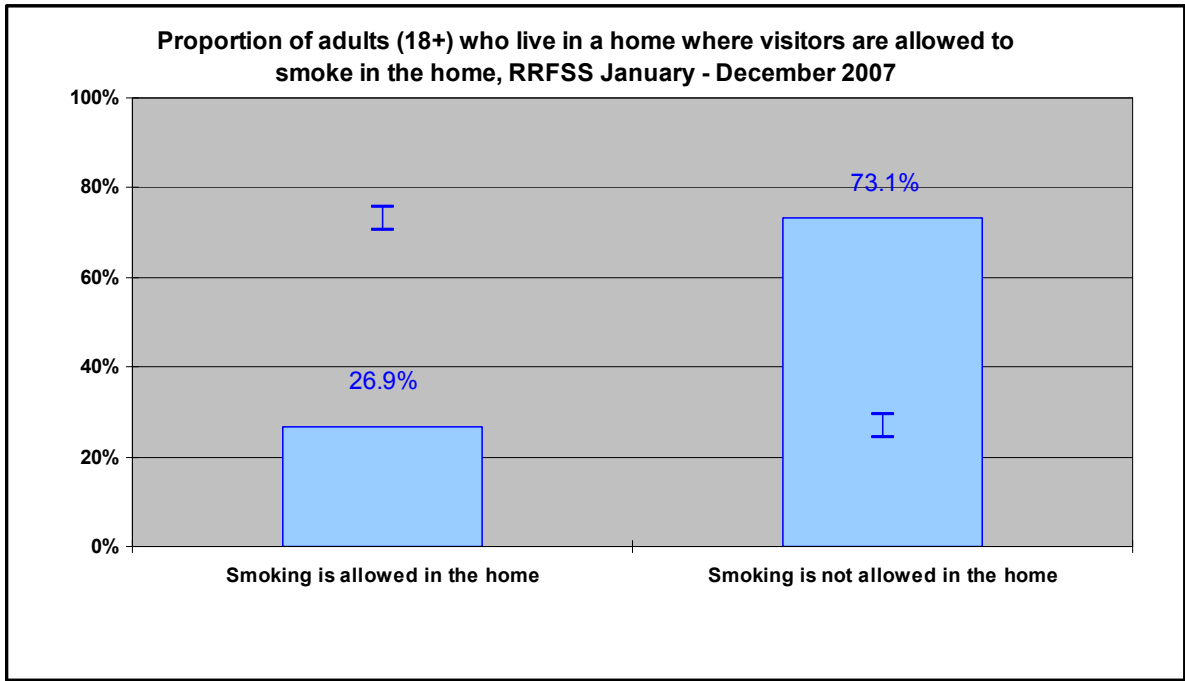
| Visitors smoking in the home | Proportion | 95% upper confidence limit | 95% lower confidence limit |
|------------------------------------|------------|----------------------------|----------------------------|
| Smoking is allowed in the home | 26.9% | 75.7% | 70.5% |
| Smoking is not allowed in the home | 73.1% | 29.5% | 24.3% |

* Interpret with caution, high variability

** Data not released

sample size 1118

Figure 2: Tobacco in the Home (visitors)



Interpretation:

73.1% (+/-3%) of adults (18+) reside in a home where visitors are not allowed to smoke in the home.

26.9% (+/-3%) of adults (18+) reside in a home where visitors are allowed to smoke in the home.

Proportion of adults (18+) who live in a totally smoke-free home, RRFSS January - December 2007

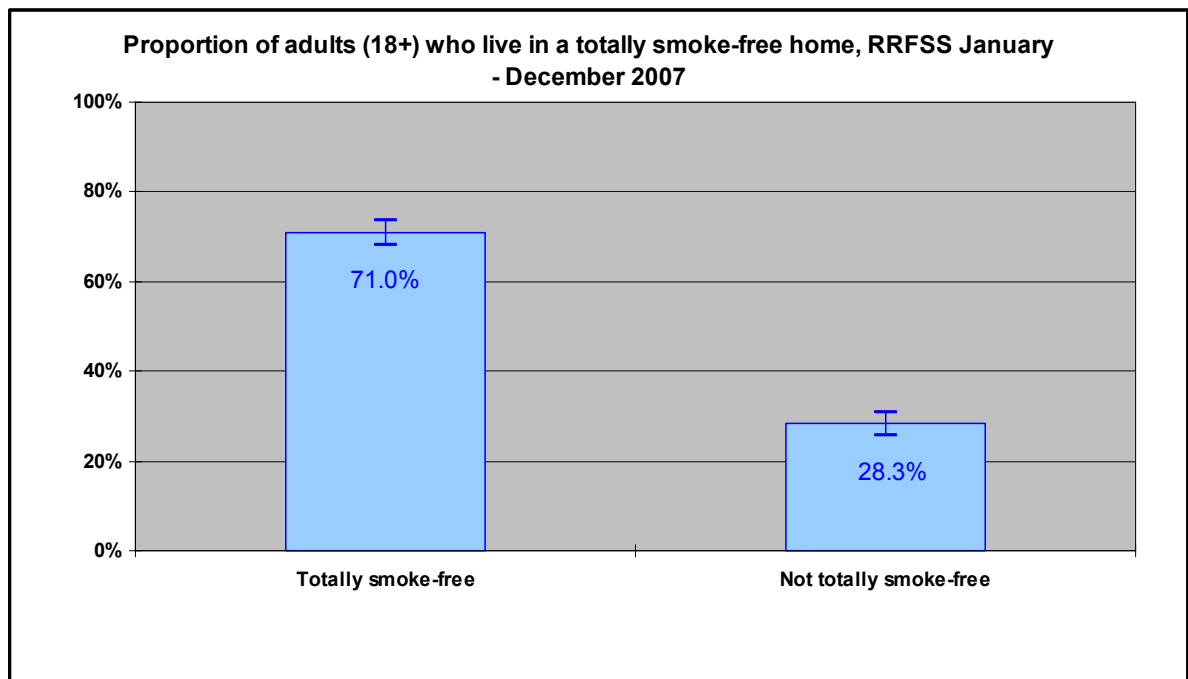
Table 3: Tobacco in the Home (smoke-free homes)

| Smoke-free homes | Proportion | 95% upper confidence limit | 95% lower confidence limit |
|-------------------------------|------------|----------------------------|----------------------------|
| Totally smoke-free | 71.0% | 73.6% | 68.3% |
| Not totally smoke-free | 28.3% | 30.9% | 25.7% |

sample size 1118

* Interpret with caution, high variability
 ** Data not released

Figure 3: Tobacco in the Home (smoke-free homes)



Interpretation:

71.0% (+/-3%) of adults (18+) live in totally smoke-free homes.

28.3% (+/-3%) of adults (18+) do not live in totally smoke-free homes.

Limitations:

1. Questions only asked of adult residents aged 18+.
2. Telephone survey only conducted in English.
3. Results are based on self-reported behaviours.
4. (*) indicates that results are based on small sample size, thus estimates have high variability.

Notes:

- 1) The numbers in the tables and graphs are weighted.
 - 2) Missing responses are not included in the analysis.
 - 3) Don't know and refused responses are analyzed according to RRFSS analysis guideline.
 - 4) Release criteria of the data are according to RRFSS analysis guideline.
- * Interpret with caution, high variability.
** Data not released.