



Rapid Risk Factor Surveillance System

Haliburton, Kawartha, Pine Ridge District Health Unit RRFSS (2007) Tobacco Use

Proportion of adults (18+) who are current, former or never smokers, RRFSS January - December 2007

Table 1: Tobacco Use (overall)

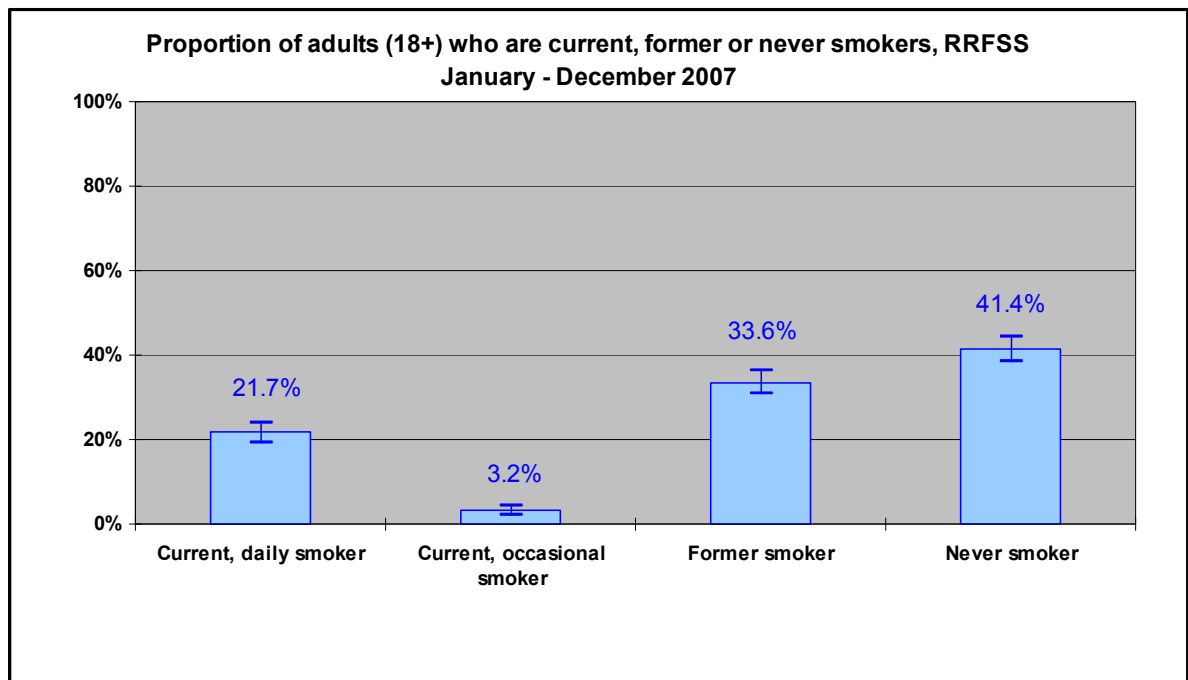
Smoking status of adults (18+)	Proportion	95% upper confidence limit	95% lower confidence limit
Current, daily smoker	21.7%	24.1%	19.3%
Current, occasional smoker	3.2%	4.2%	2.2%
Former smoker	33.6%	36.3%	30.8%
Never smoker	41.4%	44.2%	38.5%

* Interpret with caution, high variability

** Data not released

sample size 1124

Figure 1: Tobacco Use (overall)



Interpretation:

21.7% (+/-2%) of adults (18+) reported that they are current, daily smokers.

3.2% (+/-1%) of adults (18+) reported that they are current, occasional smokers.

33.6% (+/-3%) of adults (18+) reported that they are former smokers.

41.4% (+/-3%) of adults (18+) reported that they have never smoked cigarettes.

Proportion of adult males (18+) who are current, former or never smokers, RRFSS January - December 2007

Table 2: Tobacco Use (males)

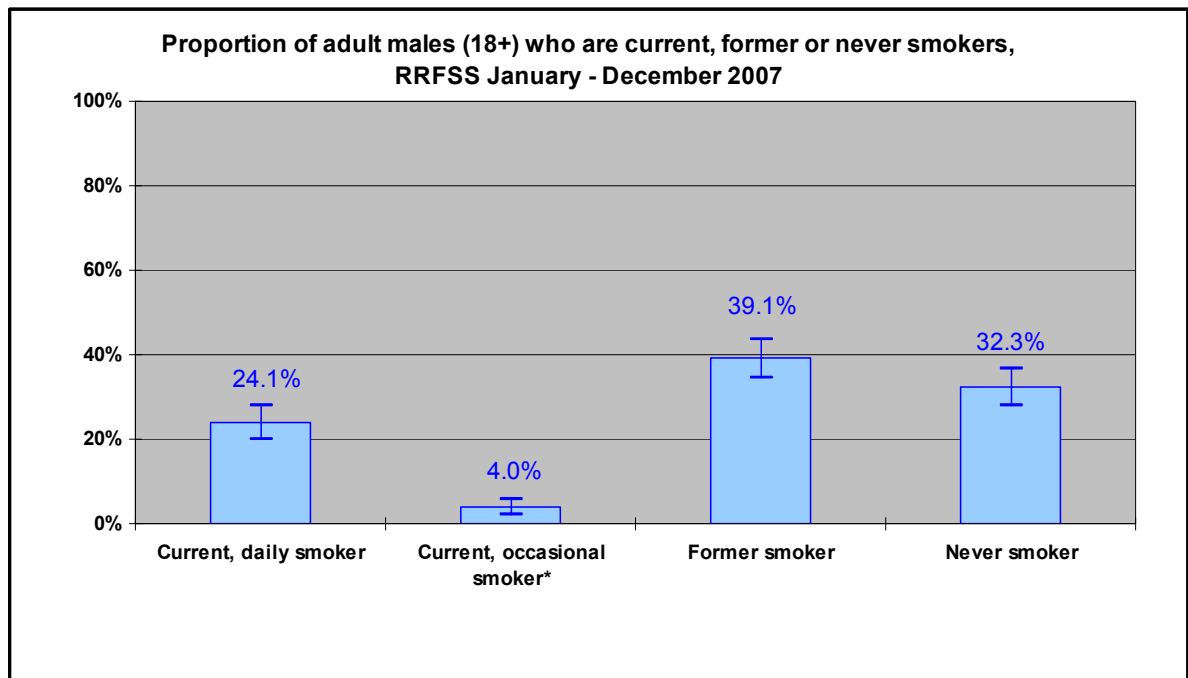
Smoking status of males	Proportion	95% upper confidence limit	95% lower confidence limit
Current, daily smoker	24.1%	28.1%	20.2%
Current, occasional smoker*	4.0%	5.9%	2.2%
Former smoker	39.1%	43.6%	34.6%
Never smoker	32.3%	36.6%	28.0%

* Interpret with caution, high variability

** Data not released

sample size 453

Figure 2: Tobacco Use (males)



Interpretation:

24.1% (+/-4%) of adult males (18+) reported that they are current, daily smokers.

4.0%* (+/-2%) of adult males (18+) reported that they are current, occasional smokers.

39.1% (+/-4%) of adult males (18+) reported that they are former smokers.

32.3% (+/-4%) of adult males (18+) reported that they have never smoked cigarettes.

**Proportion of adult females (18+) who are current, former or never smokers, RRFSS
January - December 2007**

Table 3: Tobacco Use (females)

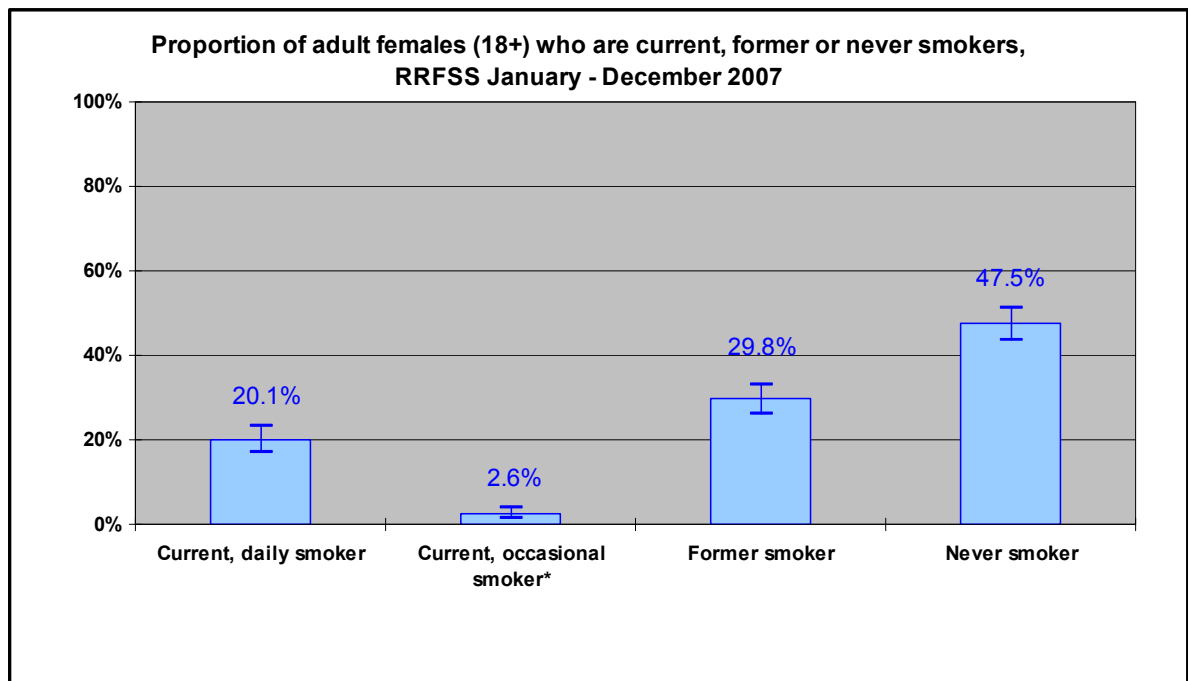
Smoking status of females	Proportion	95% upper confidence limit	95% lower confidence limit
Current, daily smoker	20.1%	23.1%	17.0%
Current, occasional smoker*	2.6%	3.9%	1.4%
Former smoker	29.8%	33.3%	26.3%
Never smoker	47.5%	51.3%	43.7%

* Interpret with caution, high variability

** Data not released

sample size 672

Figure 3: Tobacco Use (females)



Interpretation:

20.1% (+/-3%) of adult females (18+) reported that they are current, daily smokers.

2.6%* (+/-1%) of adult females (18+) reported that they are current, occasional smokers.

29.8% (+/-3%) of adult females (18+) reported that they are former smokers.

47.5% (+/-4%) of adult females (18+) reported that they have never smoked cigarettes.

**Proportion of adults (aged 18-24) who are current, former or never smokers, RRFSS
January - December 2007**

Table 4: Tobacco Use (age 18-24)

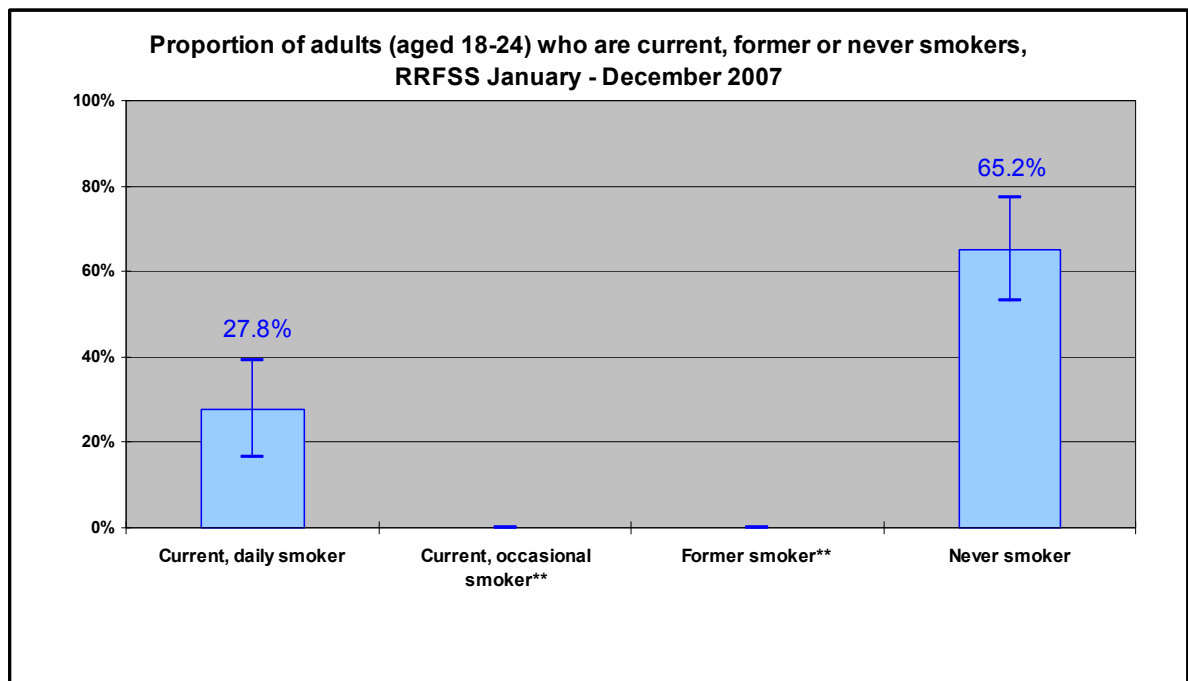
Smoking status of adults aged 18-24	Proportion	95% upper confidence limit	95% lower confidence limit
Current, daily smoker	27.8%	39.3%	16.4%
Current, occasional smoker**	**	**	**
Former smoker**	**	**	**
Never smoker	65.2%	77.4%	53.1%

sample size 61

* Interpret with caution, high variability

** Data not released

Figure 4: Tobacco Use (age 18-24)



Interpretation:

27.8%* (+/-11%) of adults (age 18-24) reported that they are current, daily smokers.

65.2% (+/-12%) of adults (age 18-24) reported that they have never smoked cigarettes.

Proportion of adults (aged 25-44) who are current, former or never smokers, RRFSS January - December 2007

Table 5: Tobacco Use (age 25-44)

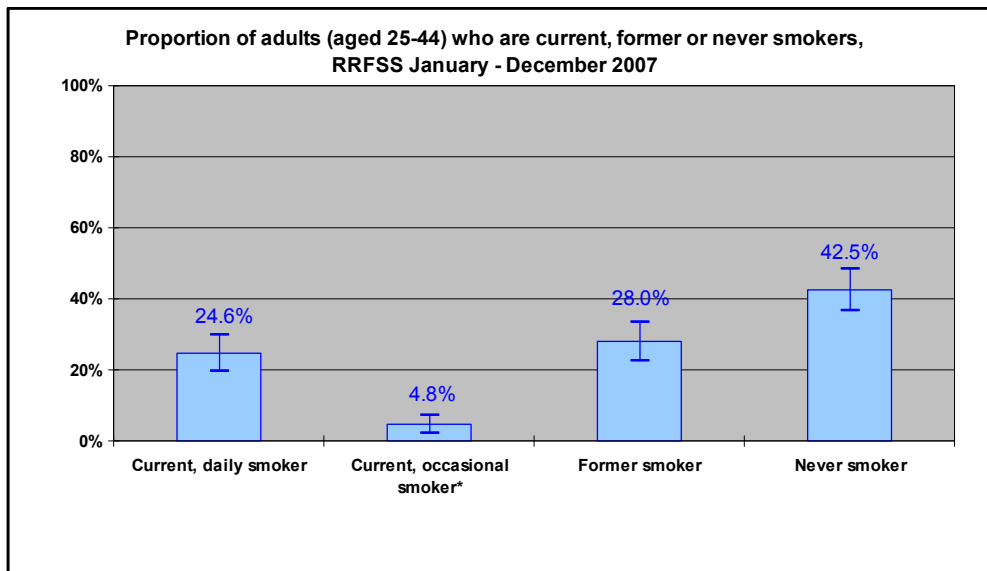
Smoking status of adults aged 25-44	Proportion	95% upper confidence limit	95% lower confidence limit
Current, daily smoker	24.6%	29.7%	19.5%
Current, occasional smoker*	4.8%	7.3%	2.2%
Former smoker	28.0%	33.3%	22.7%
Never smoker	42.5%	48.3%	36.6%

* Interpret with caution, high variability

** Data not released

sample size 275

Figure 5: Tobacco Use (age 25-44)



Interpretation:

24.6% (+/-5%) of adults (age 25-44) reported that they are current, daily smokers.

4.8%* (+/-3%) of adults (age 25-44) reported that they are current, occasional smokers.

28.0% (+/-5%) of adults (age 25-44) reported that they are former smokers.

42.5% (+/-6%) of adults (age 25-44) reported that they have never smoked cigarettes.

Proportion of adults (aged 45-64) who are current, former or never smokers, RRFSS January - December 2007

Table 6: Tobacco Use (age 45-64)

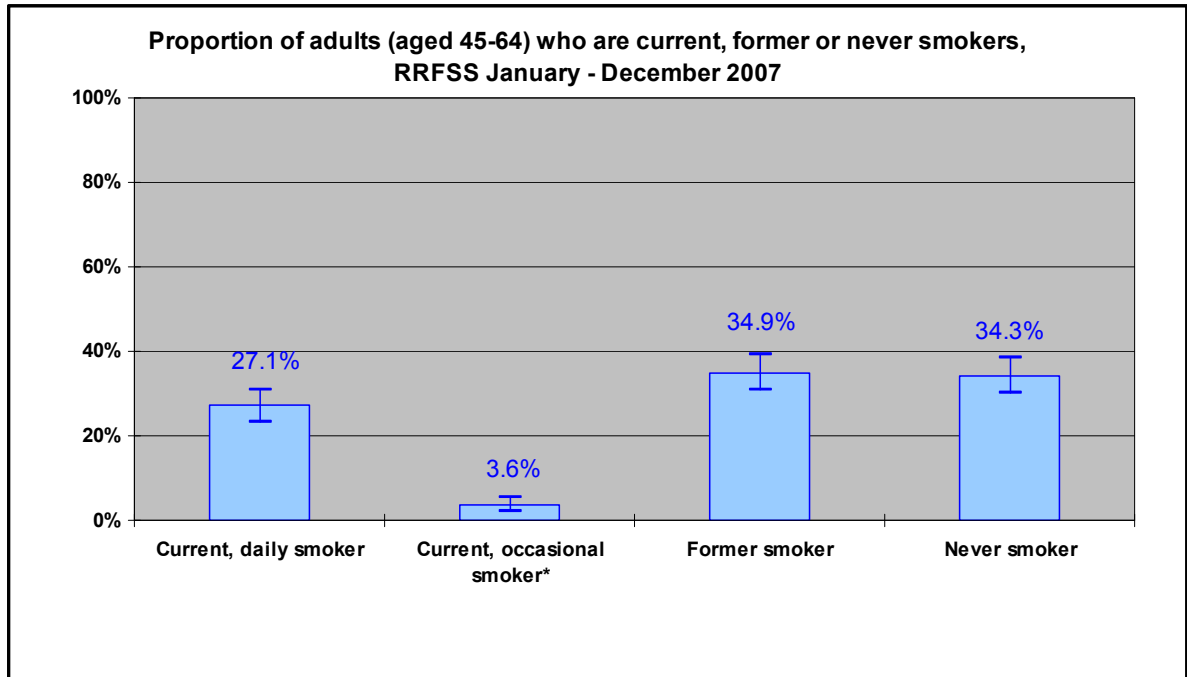
Smoking status of adults aged 45-64	Proportion	95% upper confidence limit	95% lower confidence limit
Current, daily smoker	27.1%	31.0%	23.2%
Current, occasional smoker*	3.6%	5.3%	2.0%
Former smoker	34.9%	39.1%	30.8%
Never smoker	34.3%	38.5%	30.1%

* Interpret with caution, high variability

** Data not released

sample size 501

Figure 6: Tobacco Use (age 45-64)



Interpretation:

27.1% (+/-4%) of adults (age 45-64) reported that they are current, daily smokers.

3.6%* (+/-2%) of adults (age 45-64) reported that they are current, occasional smokers.

34.9% (+/-4%) of adults (age 45-64) reported that they are former smokers.

34.3% (+/-4%) of adults (age 45-64) reported that they have never smoked cigarettes.

Proportion of adults (aged 65+) who are current, former or never smokers, RRFSS January - December 2007

Table 7: Tobacco Use (age 65+)

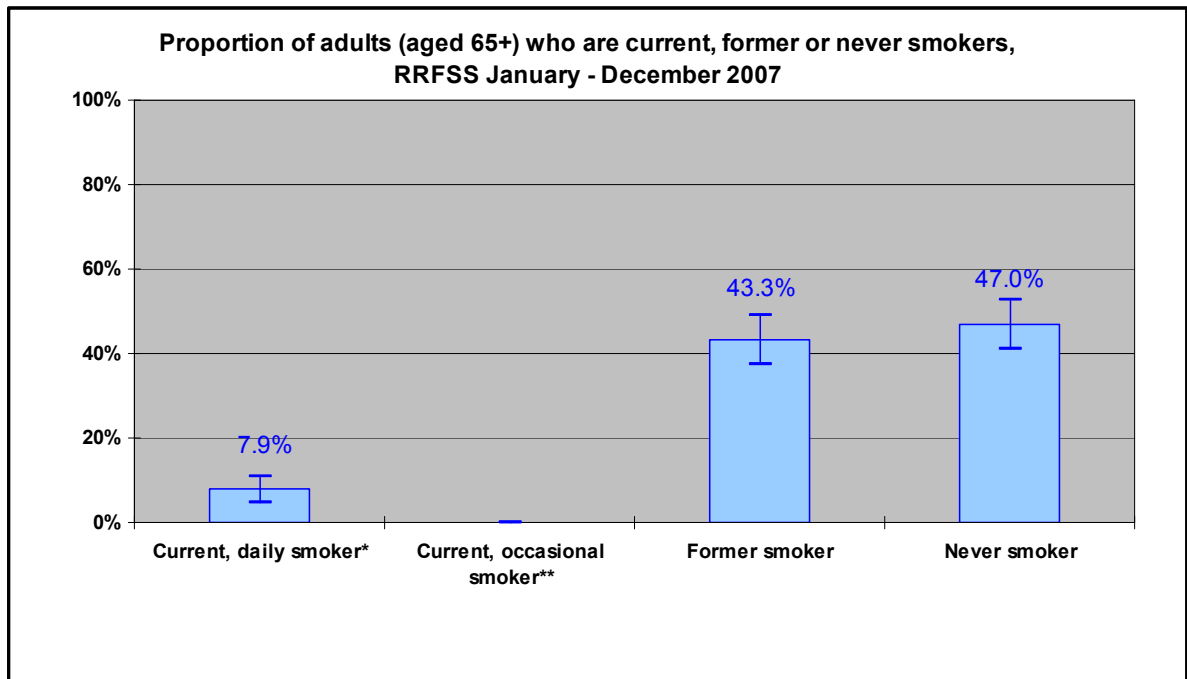
Smoking status of adults aged 65+	Proportion	95% upper confidence limit	95% lower confidence limit
Current, daily smoker*	7.9%	11.0%	4.7%
Current, occasional smoker**	**	**	**
Former smoker	43.3%	49.1%	37.4%
Never smoker	47.0%	52.9%	41.1%

* Interpret with caution, high variability

** Data not released

sample size 279

Figure 7: Tobacco Use (age 65+)



Interpretation:

7.9%* (+/-3%) of adults (age 65+) reported that they are current, daily smokers.

43.3% (+/-6%) of adults (age 65+) reported that they are former smokers.

47.0% (+/-6%) of adults (age 65+) reported that they have never smoked cigarettes.

Proportion of adults (18+) who have not graduated high school, who are current, former or never smokers, RRFSS January - December 2007

Table 8: Tobacco Use (adults who have never graduated high school)

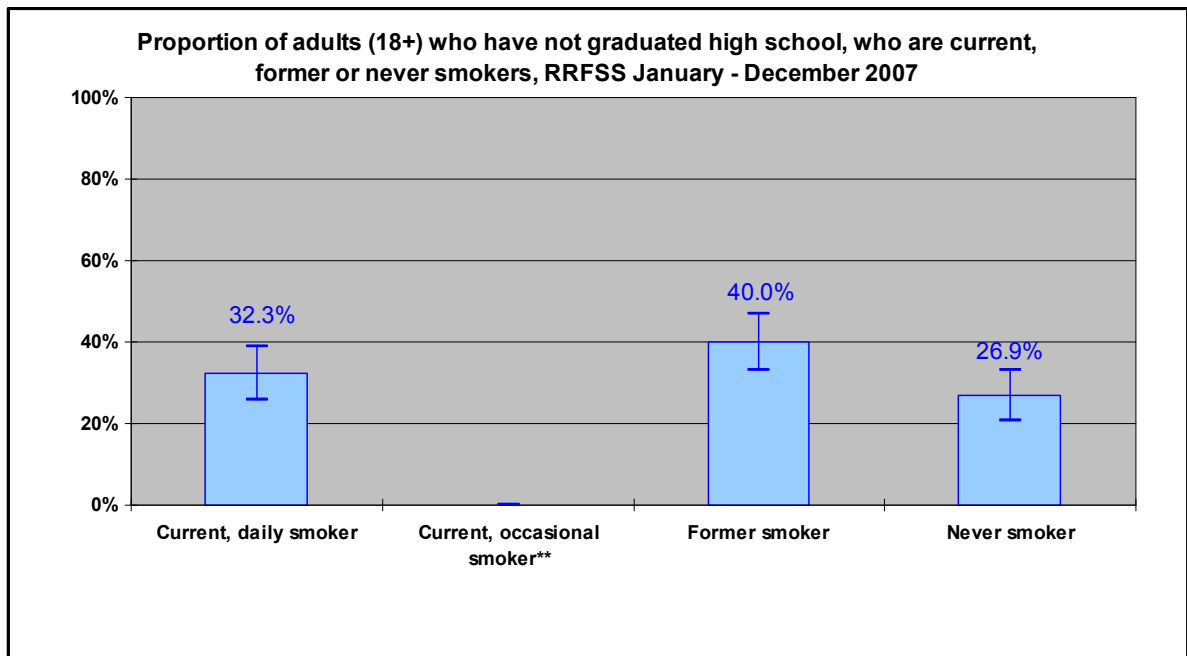
Smoking status of adults who have not graduated high school	Proportion	95% upper confidence limit	95% lower confidence limit
Current, daily smoker	32.3%	38.8%	25.7%
Current, occasional smoker**	**	**	**
Former smoker	40.0%	46.9%	33.1%
Never smoker	26.9%	33.2%	20.7%

* Interpret with caution, high variability

** Data not released

sample size 196

Figure 8: Tobacco Use (adults who have never graduated high school)



Interpretation:

32.3% (+/-7%) of adults (18+) who have not graduated from high school reported that they are current, daily smokers.

40.0% (+/-7%) of adults (18+) who have not graduated from high school reported that they are former smokers.

26.9% (+/-6%) of adults (18+) who have not graduated from high school reported that they have never smoked cigarettes.

Proportion of adults (18+) who have completed some post-secondary education, who are current, former or never smokers, RRFSS January - December 2007

Table 9: Tobacco Use (adults who have graduated high school)

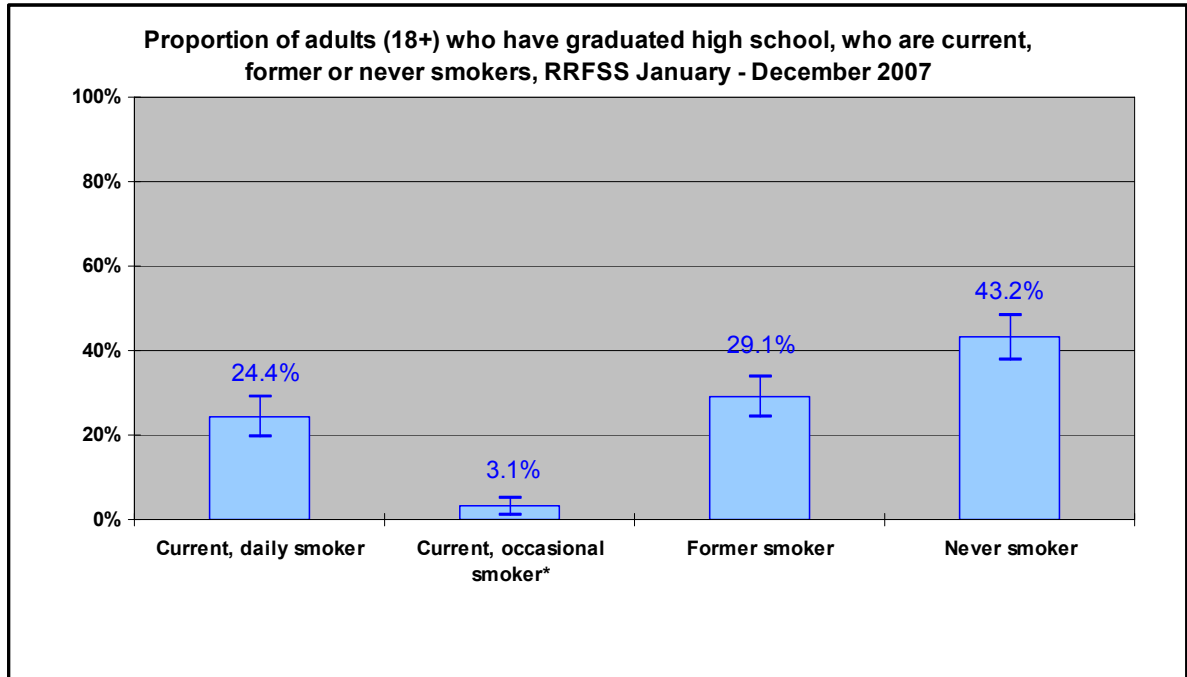
Smoking status of adults who have graduated high school	Proportion	95% upper confidence limit	95% lower confidence limit
Current, daily smoker	24.4%	29.0%	19.8%
Current, occasional smoker*	3.1%	5.0%	1.3%
Former smoker	29.1%	34.0%	24.2%
Never smoker	43.2%	48.5%	37.9%

* Interpret with caution, high variability

** Data not released

sample size 334

Figure 9: Tobacco Use (adults who have graduated high school)



Interpretation:

24.4% (+/-5%) of adults (18+) who have graduated from high school reported that they are current, daily smokers.

3.1%* (+/-2%) of adults (18+) who have graduated from high school reported that they are current, occasional smokers.

29.1% (+/-5%) of adults (18+) who have graduated from high school reported that they are former smokers.

43.2% (+/-5%) of adults (18+) who have graduated from high school reported that they have never smoked cigarettes.

Proportion of adults (18+) who have completed some post-secondary education, who are current, former or never smokers, RRFSS January - December 2007

Table 10: Tobacco Use (adults who completed some post-secondary education)

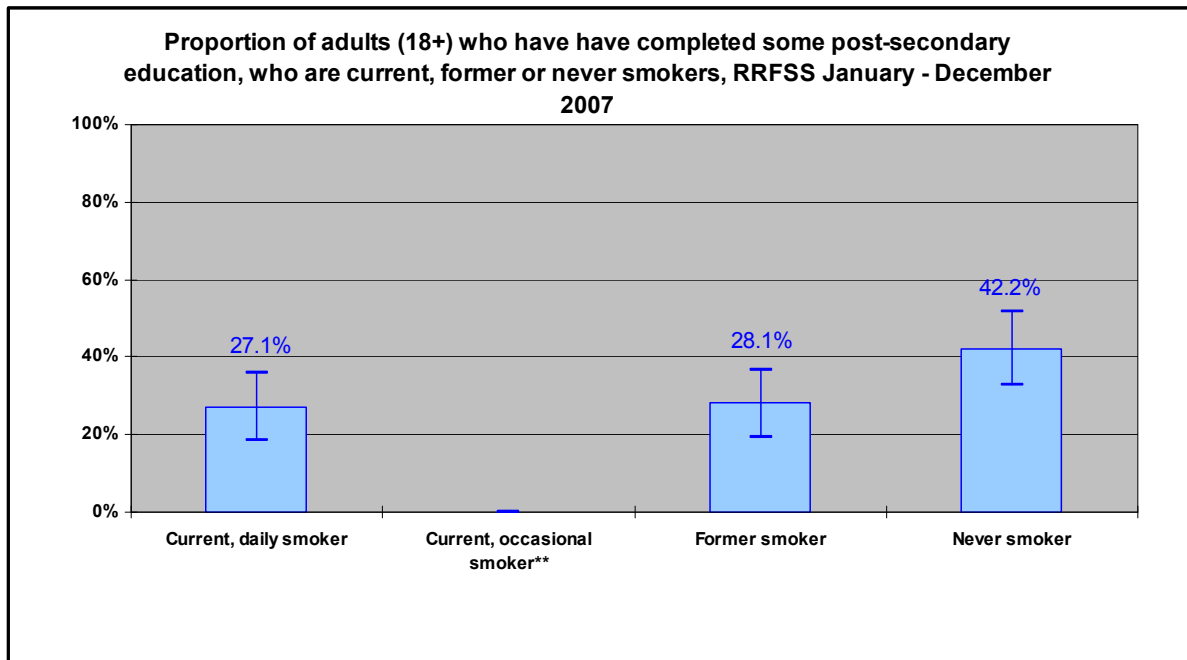
Smoking status of adults who completed some post-secondary	Proportion	95% upper confidence limit	95% lower confidence limit
Current, daily smoker	27.1%	35.7%	18.5%
Current, occasional smoker**	**	**	**
Former smoker	28.1%	36.8%	19.5%
Never smoker	42.2%	51.8%	32.7%

* Interpret with caution, high variability

** Data not released

sample size 104

Figure 10: Tobacco Use (adults who completed some post-secondary education)



Interpretation:

27.1% (+/-9%) of adults (18+) who have completed some post-secondary education reported that they are current, daily smokers.

28.1% (+/-9%) of adults (18+) who have completed some post-secondary education reported that they are former smokers.

42.2% (+/-10%) of adults (18+) who have completed some post-secondary education reported that they have never smoked cigarettes.

Proportion of adults (18+) who have completed a college/university degree/diploma, who are current, former or never smokers, RRFSS January - December 2007

Table 11: Tobacco Use (adults who have completed a college/university degree/diploma)

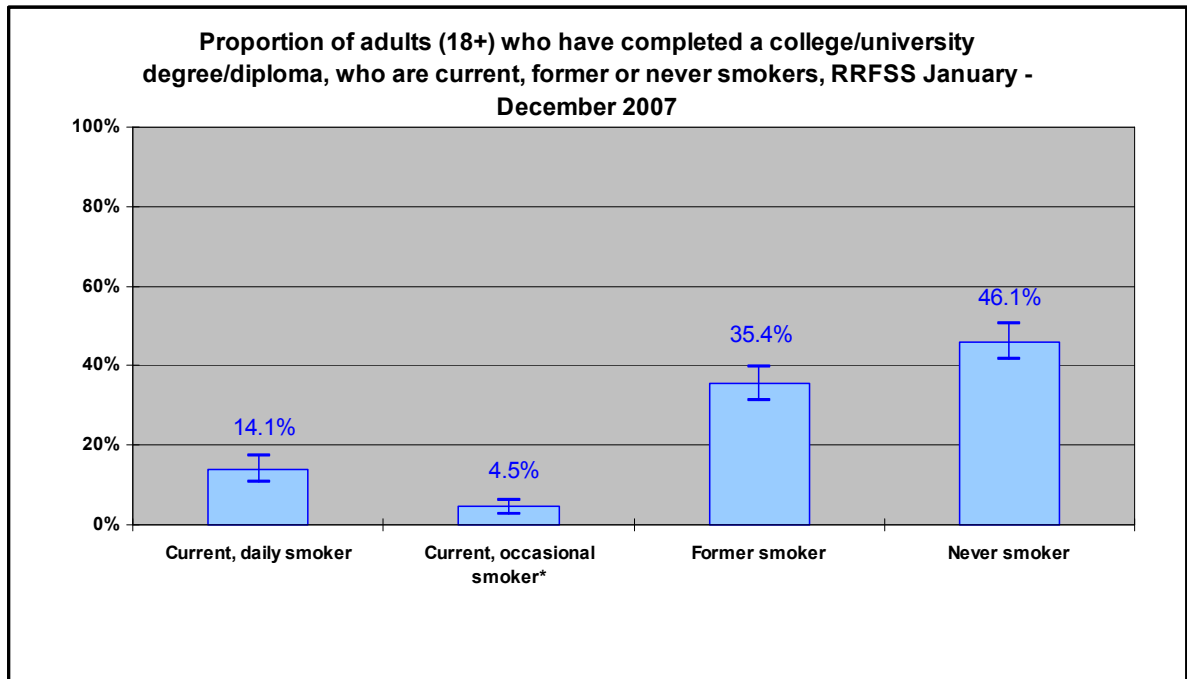
Smoking status of adults who completed college/university degree/diploma	Proportion	95% upper confidence limit	95% lower confidence limit
Current, daily smoker	14.1%	17.2%	11.0%
Current, occasional smoker*	4.5%	6.3%	2.6%
Former smoker	35.4%	39.7%	31.1%
Never smoker	46.1%	50.5%	41.6%

* Interpret with caution, high variability

** Data not released

sample size 479

Figure 11: Tobacco Use (adults who have completed a college/university degree/diploma)



Interpretation:

14.1% (+/-3%) of adults (18+) who have completed a college/university degree/diploma reported that they are current, daily smokers.

4.5%* (+/-2%) of adults (18+) who have completed a college/university degree/diploma reported that they are current, occasional smokers.

35.4% (+/-4%) of adults (18+) who have completed a college/university degree/diploma reported that they are former smokers.

46.1% (+/-4%) of adults (18+) who have completed a college/university degree/diploma reported that they have never smoked cigarettes.

Limitations:

1. Questions only asked of adult residents aged 18+.
2. Telephone survey only conducted in English.
3. Results are based on self-reported behaviours.
4. (*) indicates that results are based on small sample size, thus estimates have high variability.

Notes:

- 1) The numbers in the tables and graphs are weighted.
 - 2) Missing responses are not included in the analysis.
 - 3) Don't know and refused responses are analyzed according to RRFSS analysis guideline.
 - 4) Release criteria of the data are according to RRFSS analysis guideline.
- * Interpret with caution, high variability.
** Data not released.