



# Rapid Risk Factor Surveillance System

## Haliburton, Kawartha, Pine Ridge District Health Unit RRFSS 2006 (Jan-June) - Dental Health

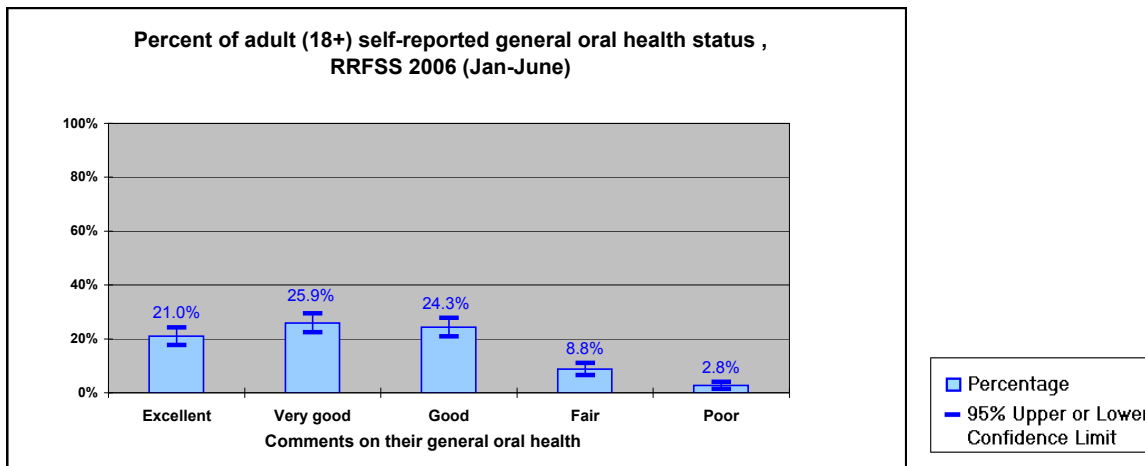
### Percent of adult (18+) self-reported general oral health status , RRFSS 2006 (Jan-June)

Commenting on their oral health	Proportion	95% upper confidence limit	95% lower confidence limit
Excellent	21.0%	24.2%	17.7%
Very good	25.9%	29.4%	22.4%
Good	24.3%	27.8%	20.9%
Fair	8.8%	11.1%	6.5%
Poor	2.8%	4.1%	1.5%

sample size

598

\* Interpret with caution, high variability



### Interpretation

- 21.0% (+/-3.3%) adults (age 18+) who reported that their oral health is excellent
- 25.9% (+/-3.5%) adults (age 18+) who reported that their oral health is very good
- 24.3% (+/-3.4%) adults (age 18+) who reported that their oral health is good
- 8.8% (+/-2.3%) adults (age 18+) who reported that their oral health is fair
- 2.8% (+/-1.3%) adults (age 18+) who reported that their oral health is poor

**Proportion of adults (18+) who report whether they have all of their natural teeth, RRFSS 2006 (Jan-June).**

Report having all/part/none of their natural teeth	Proportion	95% upper confidence limit	95% lower confidence limit
All of natural teeth	43.2%	47.5%	38.9%
Part of them	47.8%	52.2%	43.4%
None of natural teeth	8.5%	10.9%	6.1%

Sample Size 501



**Interpretation**

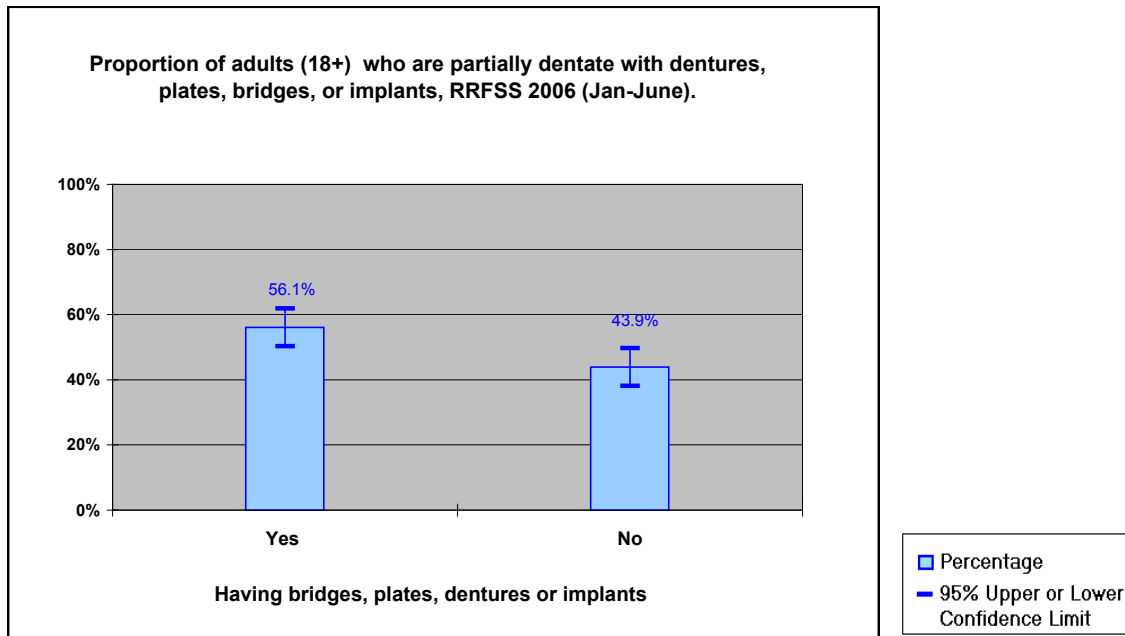
- 43.2% (+/-4.3%) adults (age 18+) report that they have all of their natural teeth
- 47.8% (+/-4.4%) adults (age 18+) report that they have only part of their natural teeth
- 8.5% (+/-2.4%) adults (age 18+) report that they have none of their natural teeth

\*\* data not released for adults who did not know the answer or refused to answer due to small cell size

**Proportion of adults (18+) who are partially dentate with dentures, plates, bridges, or implants, RRFSS 2006 (Jan-June).**

Having bridges, plates, dentures or implants	Proportion	95% upper confidence limit	95% lower confidence limit
Yes	56.1%	61.9%	50.3%
No	43.9%	49.7%	38.1%

Sample Size 282



**Interpretation**

- 56.1% (+/-5.8%) adults (age 18+) report that they are partially dentate with dentures, plates, bridges, or implants
- 43.9% (+/-5.8%) adults (age 18+) report that they do not have dentures, plates, bridges, or implants

**Percent of adults(18+) who went to visit a dental care provider and the time of last appointment, RRFSS 2006 (Jan-June).**

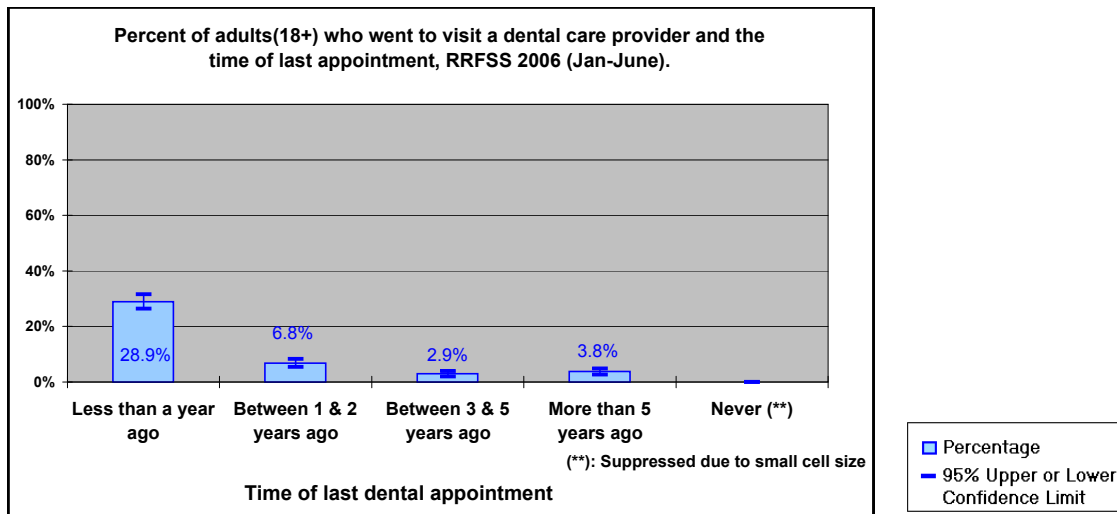
Time of last dental appointment	Proportion	95% upper confidence limit	95% lower confidence limit
Less than a year ago	28.9%	31.5%	26.4%
Between 1 & 2 years ago	6.8%	8.3%	5.4%
Between 3 & 5 years ago	2.9%	3.9%	2.0%
More than 5 years ago	3.8%	4.8%	2.7%
Never (**)	--	--	--
Don't Know / Refused	--	--	--

\* Interpret with caution, high variability

\*\*Not released

\*\*Not released

Sample size: 282



**Interpretation**

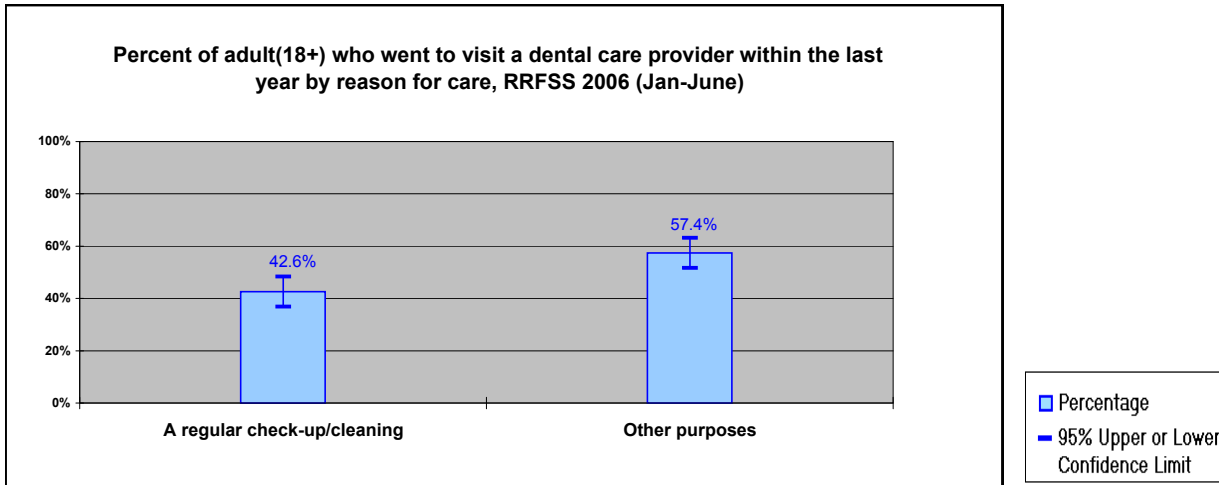
- 28.9% (+/-2.6%) adults (age 18+) report that their last visit to a dentist or other dental care provider was less than one year ago
- 6.8% (+/-1.4%) adults (age 18+) report that their last visit to a dentist or other dental care provider was between one and two years ago
- 2.9% (+/-1.0%) adults (age 18+) report that their last visit to a dentist or other dental care provider was between 3 and 5 years ago
- 3.8% (+/-1.1%) adults (age 18+) report that their last visit to a dentist or other dental care provider was more than 5 years ago

\*\* data not released for adults who never went to visit a dentist or other dental care provider due to small cell size

**Percent of adults(18+) who went to visit a dental care provider within the last year by reason for care, RRFSS 2006 (Jan-June).**

The reasons to visit a dental care provider	Proportion	95% upper confidence limit	95% lower confidence limit
A regular check-up/cleaning	42.6%	48.4%	36.8%
Other purposes	57.4%	63.2%	51.6%

Sample size: 280 \*\*Not released



**Interpretation**

42.6% (+/-2.4%) adults (age 18+) report that they visited a dental care provider within last year for a regular check-up or cleaning

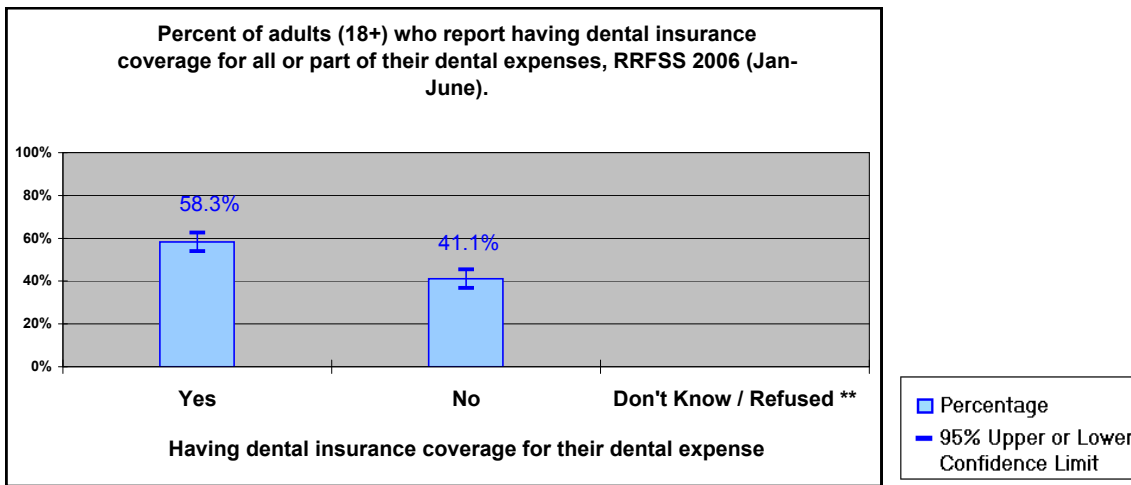
57.4% (+/-2.3%) adults (age 18+) report that they visited a dental care provider within last year for other purposes

**Percent of adults (18+) who report having dental insurance coverage for all or part of their dental expenses, RRFSS 2006 (Jan-June).**

Having dental insurance coverage for all or part of their dental expenses	Proportion	95% upper confidence limit	95% lower confidence limit
Yes	58.3%	62.6%	54.0%
No	41.1%	45.4%	36.8%
Don't Know / Refused **			

\*\*Not released

Sample size: 510



**Interpretation**

58.3% (+/-4.3%) adults (age 18+) report that they have dental insurance coverage for all or part of their dental expenses

41.1% (+/-4.3%) adults (age 18+) report that they do not have dental insurance coverage for all or part of their dental expenses

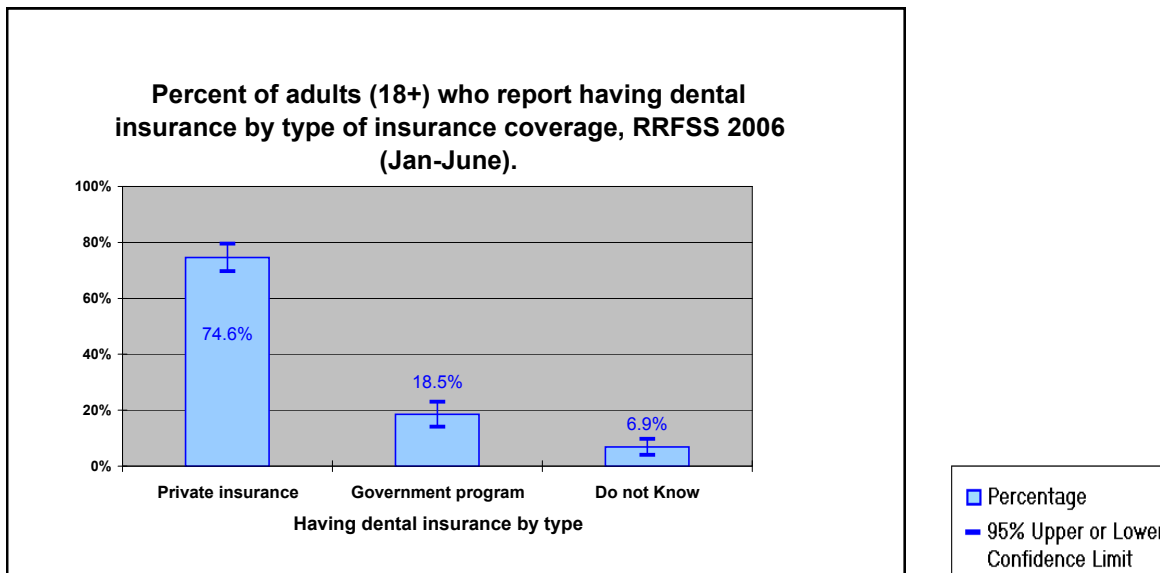
\*\* data not released for adults who did not know the answer or refused to answer due to small cell size

**Percent of adults (18+) who report having dental insurance by type of insurance coverage, RRFSS 2006 (Jan-June).**

Having dental insurance by type	Proportion	95% upper confidence limit	95% lower confidence limit
Private insurance	74.6%	79.6%	69.7%
Government program	18.5%	22.9%	14.1%
Do not Know	6.9%	9.7%	4.0%

\* Interpret with caution, high variability

Sample size: 297



**Interpretation**

- 74.6% (+/-5.4%) adults (age 18+) report that they have private dental insurance coverage for all or part of their dental expenses
- 18.5% (+/-4.4%) adults (age 18+) report that they have government program coverage for all or part of their dental expenses
- 6.9% (+/-2.9%) adults (age 18+) did not know the answer or refused to answer

**Limitations:**

1. Questions only asked of adult residents aged 18+
2. Telephone survey only conducted in English
3. Results are based on self-reported behaviors.
4. (\*) indicates that results are based on small sample size, thus estimates have high variability.

**Notes:**

- 1) The numbers in the tables and graphs are weighted.
- 2) Missing responses are not included in the analysis.
- 3) Don't know and refused responses are analyzed according to RRFSS analysis guideline.
- 4) Release criteria of the data is according to RRFSS analysis guideline.

\* Interpret with caution, high variability.

\*\* Data not released.